


**REPORTS TO THE TWENTY-NINTH LEGISLATURE
2018 REGULAR SESSION**

**SUBMITTED BY
THE OFFICE OF THE ADMINISTRATIVE DIRECTOR OF THE COURTS
THE JUDICIARY, STATE OF HAWAII**



DECEMBER 2017

**REPORTS TO THE TWENTY-NINTH LEGISLATURE
2018 REGULAR SESSION**

SUBMITTED BY

**THE OFFICE OF THE ADMINISTRATIVE DIRECTOR OF THE COURTS
THE JUDICIARY, STATE OF HAWAII**

DECEMBER 2017

TABLE OF CONTENTS


Act 232, Session Laws of Hawai'i 1994, HRS § 601-3.6.....	3
Report on the Spouse and Child Abuse Special Account, including an accounting of receipts of and expenditures from the account	
Act 274, Session Laws of Hawai'i 1997, HRS § 607-5.6.....	11
Report on the Parent Education Special Fund, including an accounting of all deposits into and expenditures from the fund	
Act 162, Session Laws of Hawai'i 2002, HRS § 577-7.5.....	15
Report on parental preferences in government contracts	
Act 40, Session Laws of Hawai'i 2004, HRS § 601-21	17
Report on statewide substance abuse treatment monitoring program, including data collected in accordance with section 321-192.5 from any circuit court, adult probation, and any provider of substance abuse treatment that provides substance abuse treatment to persons served through public funds administered by the Judiciary	
Act 180, Session Laws of Hawai'i 2011, HRS § 607-5.7(j)	46
Biennial report on the Indigent Legal Assistance Fund	
Act 103, Session Laws of Hawai'i 2013, HRS § 571-46.4.....	71
Report on the number of complaints against court-appointed child custody evaluators	
Act 166, Session Laws of Hawaii 2016, HRS § 601.3.2.....	73
Report on FY 2017 Non-General Funds	
Act 233, Session Laws of Hawaii 2016, HRS § 601-2.....	86
Report on FY 2017 Repair and Maintenance in Judiciary-owned facilities	

**ANNUAL REPORT TO THE TWENTY-NINTH LEGISLATURE
2018 REGULAR SESSION**

ON

**ACT 232, SESSION LAWS OF HAWAI'I 1994
HRS §601-3.6**

A Report on the Spouse and Child Abuse Special Account



Prepared by:

**Circuit Court, First Circuit
The Judiciary, State of Hawai'i**

December 2017

**ANNUAL REPORT TO THE TWENTY-NINTH LEGISLATURE
2018 REGULAR SESSION**

ON

**ACT 232, SESSION LAWS OF HAWAI'I
1994 HRS § 601-3.6**

A Report on the Spouse and Child Abuse Special Account

This report is respectfully prepared pursuant to Act 232, Session Laws of Hawai'i 1994, Hawai'i Revised Statutes (HRS) § 601-3.6, which requests an annual report on the Spouse and Child Abuse Special Account.

In 1994, the Spouse and Child Abuse Special Account, placed in the Judiciary, was created by the Hawai'i State Legislature for the purpose of developing and/or expanding new and existing programs. The scope of the Judiciary's Special Account may include, but is not limited to, grants or purchases of services which support or provide domestic violence or child abuse intervention or prevention, as authorized by law, as well as staff programs.

The Judiciary's Special Account is financed through a portion of the monies collected by the Department of Health from the issuance of birth, death, and marriage certificates. In addition, any fines collected pursuant to HRS Chapter 586-11 (Violation for an Order of Protection) and contributions from state tax refunds are deposited into the Judiciary's Special Account.

Programs and Activities Funded Through the Spouse and Child Abuse Special Fund

Monies from the Judiciary's Special Account continue to provide funding for a broad range of programs, projects and activities statewide, which address interventions in domestic violence and the prevention of child abuse and neglect. The process of determining which services, programs and activities received funding involved internal planning and collaboration within the Judiciary, as well as coordination with private and public stakeholders in the community.

The following programs, projects and activities were funded by the Judiciary's Special Account in Fiscal Year 2017:

1. Purchase of Service Programs

The nonprofit organizations named below received funding to provide or supplement their contracted services with the Judiciary:

➤ Child and Family Service/Turning Point for Families (Hawai'i Island)

Funding was used for core domestic violence services. The specific services funded included the following:

- Victim support counseling
- Assistance in preparation of temporary restraining orders
- Advocacy for victims

➤ Child and Family Service/Developing Options to Violence (O'ahu)

The Developing Options to Violence program provided specialized domestic violence intervention services which included:

- Group/individual counseling services for adult survivors of domestic violence.
- Counseling services for children and youth who have been a victim or witness to family violence.
- Domestic violence intervention services for juveniles who have been adjudicated by the Family Court for the charge of abuse of family or household member or a related charge, such as intimate partner violence. Efforts also involved outreach to engage family members of the juveniles in services.
- Domestic violence intervention services for adult offenders.

➤ Domestic Violence Action Center (O'ahu)

The following advocacy services for victims of domestic violence were provided by the Domestic Violence Action Center:

- Advocacy and support services for victims filing temporary restraining orders
- Civil legal services
- Hotline services (information and referrals)
- Case management

➤ Island of Hawai'i YMCA (Hawai'i)

Supervised child visitation and exchange services were provided for families involved in domestic violence and/or high conflict cases by the Family Visitation Center. Services were provided to families from East Hawai'i. The majority of referrals was from the Family Court and included parents with temporary restraining orders, or orders of protection.

➤ Parents and Children Together/Family Peace Center (O'ahu)

Funding was provided to the Family Peace Center on Oahu to supplement essential domestic violence services. The specific services provided included:

- Victim advocacy and support groups.
- Counseling and/or case management for adult survivors/victims
- Counseling for children and youth who have been a victim or witness to family violence.
- Domestic violence intervention services for juveniles who have been adjudicated by the Family Court for the charge of abuse of family or household member or a related charge, such as intimate partner

violence. Efforts also involved outreach to engage family members of the juveniles in services.

- Domestic violence intervention services for adult offenders

➤ Parents and Children Together/Family Visitation Center (O'ahu & Kaua'i)

Supervised child visitation and exchange services were provided to court referred families on the islands of O'ahu and Kaua'i . On O'ahu, the Center serviced families in Honolulu and Waipahu, and on Kaua'i , the Center operated in Kapa'a. The majority of referrals involved temporary restraining orders and orders of protection, however, other referrals involved divorce, child custody and paternity cases.

➤ YWCA of Kaua'i / Alternatives to Violence Program Kaua'i

Funding of this program allowed the provision of domestic violence intervention services to juveniles referred from the Family Court through the Alternatives to Violence Program. The program also worked with family members and the juvenile's probation officers, when needed.

Many of the juveniles in treatment have displayed increased understanding and empathy of others, an increase in self-awareness, development of interpersonal skills and academic improvement.

2. Federal Grant Projects

Matching funds from the Judiciary's Special Account were used for the federally funded Judiciary grant projects listed below:

➤ State Access and Visitation Program Grant

This formula grant is awarded to the Judiciary annually by the U.S. Department of Health and Human Services, Office of Child Support Enforcement, to provide supervised child visitation and exchange services in a safe setting. The Federal grant funds and matching funds from the Special Account were used to provide these services on the islands of O'ahu and Hawai'i. Priority was given to those cases involved in domestic violence, or other high conflict situations. The federal grant was awarded in the amount of \$100,000 and required a 10% match in funds; \$11,111 in matching funds from the Special Account were allocated to these services. Parents and Children Together/Family Visitation Center on O'ahu received a purchase of service contract to provide these services.

➤ Stop Violence Against Women Act Grant / "Examining Batterers Intervention Programs"

In November 2016, a selected team of six individuals comprised of a domestic violence Program Specialist, a Section Administrator and a Probation Supervisor in the domestic violence probation section, and three administrative staff members of a batterers intervention program, attended a national conference sponsored by the Batterers Intervention Services Coalition of Michigan (BISCM) in Dearborn, Michigan. The conference, "Reflecting Forward", gathered leading national and international experts

working with batterers and on current domestic violence issues. Conference presentations addressed current research, culture, trauma, faith, technology and strategies for effectively moving forward in collaborative efforts to end domestic violence.

Hawai'i Team participants stated that the conference was very helpful in increasing their understanding, knowledge, and awareness about batterer intervention programs and current relevant issues from a national and global perspective.

➤ Stop Violence Against Women Act Grant / "Safety During Visitation"

Specialized training on the issue of guiding principles and best practices needed in supervised child visitation and/or safe exchanges was conducted at the September 2016 Family Court Symposium held at the Ronald T.Y. Moon Kapolei Court for all Family Court judges and administrators statewide. The keynote topic was "Supervision with Safety" and featured speakers and staff from the National Council of Juvenile and Family Court Judges (NCJFCJ). In addition to the keynote topic, other topics covered by the speakers included: Safety Needs of At-Risk Parents and Children, Collaboration between the courts and service providers, Guiding principles, and Enhancing response of the courts.

In addition, a separate "Supervised Visitation and Safe Exchange Workshop" was held for service providers. The focus of the workshop was to encourage consistent service delivery among the multiple visitation centers and enhance competencies which promote victim safety and offender accountability. The same speakers from NCJFCJ presented at this workshop. Among the topics covered were: understanding the importance of supervised visitation and safe exchanges, safety needs of at-risk parents and children, recognizing and responding to the dynamics of domestic violence, and professional boundaries and confidentiality.

3. Trainings, Meetings, Other Expenses

Monies from the Special Account were used for the following:

- \$10,000 was used to supplement a contract with a private therapist to work with clients in the Girls Court of the Family Court on O'ahu. This specialized court is designed to work with female juveniles referred to the juvenile justice system. Since the inception of this court, the majority, if not all, of the girls referred have evidenced trauma issues relevant to child, sexual, and/or domestic violence in various forms. The Girls Court on O'ahu which was established as one of the first of its kind has been recognized as a national model for other courts throughout the nation.
- Family Court Symposium (September 2016)
Monies from the special account were also used to cover additional costs for the Symposium, including air and ground transportation, lodging/parking, airport parking for the neighbor island attendees, and supplies.

- Utilization of the Spousal Abuse Risk Assessment (SARA) to be used by probation officers in all circuits. The SARA is a validated domestic violence risk assessment used with domestic violence offenders. While it is usually applied electronically, new officers who have not been certified must initially use hard copies of the assessment.
- Two judges from the Family Courts on the island of O‘ahu attended a national training, “Enhancing Judicial Skills in Domestic Violence”, which was held in June 2016 in Kentucky. This training has been established exclusively for judges and has been the leading venue for judges hearing civil and/or criminal domestic violence cases.

The Judiciary has found that sending judges to this specialized four day institute in the past has proven to be extremely beneficial in providing knowledge, developing skills, and ultimately promoting the safety of victims and children.

- “Officer Safety Training: Train the Trainer” was held on O‘ahu for 32 selected adult and juvenile probation officers throughout the state. The seven day training was needed to re-certify current trainers and to re-build the officer safety training cadre. Sustaining officer safety training has been an ongoing challenge due to the loss of previous certified trainers. The seven day training was conducted by the Community Corrections Institute, LLC who provided training to address high risk situations which officers may be placed in, both in the office and the community. Officers were trained on how to put learned officer safety tactics into practice in realistic scenario settings, as well as employ control tactics in a manner that will minimize the risk of injury to both the staff member and the aggressor.

Continued efforts to maintain the officer safety training cadre are critical not only to criminal justice stakeholders statewide, but to the community at large.

Special account funds supported this training by providing funds that allowed the national trainers from the Community Corrections Institute, LLC, to conduct the training and neighbor island participants to attend.

- Maintenance of an electronic database containing assessment scores of domestic violence offenders on probation in the state was provided by \$3,600 from the account.
- Subscriptions to professional journals on domestic violence were purchased.

Special Fund Assessment (Act 34, SLH 1964)

The Special Fund Assessment fee for FY 2017 was \$20,083.

Summary

The Judiciary's Spouse and Child Abuse Special Account continues to enable the Judiciary to develop, implement and maintain a proactive stance in achieving the mission of HRS § 601-3.6, to support and provide spouse or child abuse intervention or prevention in the state of Hawai'i. One of the major strengths in the establishment of the Special Account has been the discretion given to the Judiciary, which has encouraged and allowed funding for a comprehensive range of services and activities, which would have not been possible otherwise. As a result, services for victims of domestic violence have been maintained and appropriate and effective intervention services for victims, children, and offenders remain available.

The opportunity for training of judges and Judiciary staff on a wide range of important and inter-connected issues relating to domestic violence and child abuse and neglect continues to be possible and addresses an on-going need.

The Judiciary remains committed to the responsible use of monies from the Special Account to promote the safety and well-being of domestic violence and child abuse and neglect victims and family members, the accountability of offenders, and to taking a strong and committed stance on these important issues.

**THE JUDICIARY
SPOUSE AND CHILD ABUSE SPECIAL ACCOUNT
EXPENDITURES FOR FISCAL YEAR 2016-2017**

3301	Food Supplies	2,476
3502	Subscriptions	680
4201	Transportation, Intra-State - Employees	781
4202	Transportation, Intra-State -Others	119
4301	Subsistence Allowance, Intra-State- Employees	1,205
4302	Subsistence Allowance, Intra-State - Others	1,231
4401	Transportation, Out of State- Employees	8,828
4402	Transportation, Out of State - Others	803
4501	Subsistence, Out of State - Employees	10,761
4502	Subsistence, Out of State - Others	383
4601	Hire of Passenger Cars - Employees	544
4602	Hire of Passengers Cars - Others	45
6609	Purchase of Service Contracts	481,570
6619	Other Public Support and Assistance	70
7198	Other Services on Fee Basis	30,791
7204	Special Fund Assessment (Act 34, SLH 1964)	20,083
7205	Training Costs and Registration Fees	2,125
7215	Other Miscellaneous Current Expenses	119

TOTAL EXPENSES


\$562,614

**ANNUAL REPORT TO THE TWENTY-NINTH LEGISLATURE
2018 REGULAR SESSION**

ON

**ACT 274, SESSION LAWS OF HAWAI'I 1997
HRS §607-5.6**

A Report on the Parent Education Special Fund



Prepared by:

**Family Court, First Circuit
The Judiciary, State of Hawai'i**

December 2017

**ANNUAL REPORT TO THE TWENTY-NINTH LEGISLATURE
2018 REGULAR SESSION**

ON

**ACT 274, SESSION LAWS OF HAWAI'I 1997
HRS § 607-5.6**

A Report on the Parent Education Special Fund

Act 274, Session Laws of Hawai'i 1997, requires the Judiciary to submit a report on the Parent Education Special Fund.

The Parent Education Special Fund was established by the 1997 Legislature, State of Hawai'i, through Act 274. In 2003, Hawai'i Revised Statutes Section 607-5.6 was amended to increase the Fund's surcharge to \$50 for family court matrimonial cases and to add the surcharge to paternity actions.

The Purpose of the Fund

Parents attending the divorce education programs in Hawai'i (Kids First, Children in Transition, Children First) are encouraged to refocus on their children's needs and learn how continued fighting will negatively impact the children. Parents are given parenting guides as well as island-specific printed material with information on resources for counseling, domestic violence, parenting classes, and anger management classes. They watch the award winning Purple Family movie and other videos, and are encouraged to mediate rather than litigate their custody conflicts.

Children aged 6 to 17 years old also attend the classes to help them cope with their parents' divorce or separation. They learn that they are not the cause of the separation, that parents do not divorce their children, and that their family is not the only one going through this difficult experience. Children and teens participate in age-appropriate discussions and activities focused on helping each child understand their emotions or problems that may be occurring because of their changing family. The website www.KidsFirstHawaii.com provides program and contact information for the general public.

All parents are told:

- Children will thrive if they live in safe homes and are loved by both parents.
- Family violence is never appropriate and is extremely harmful to children.
- The court takes into account the safety of victims and children in making custody and visitation decisions.

Current Programs

Each Judicial Circuit has a parent education program for separating and divorcing parents and their minor children (ages 6 to 17 years). The Third Circuit has two programs, one in Hilo and one in Kona.

Judicial Circuit FY17	Adults Attending	Children Attending	FY17 Total
First (O'ahu)	2,873	1,643	4,516
Second (Maui, Moloka'i, Lāna'i)	379	240	619
Third (Hilo)	179	138	317
Third (Kona)	133	100	233
Fifth (Kaua'i)	250	129	379
Total persons served:	3,814	2,250	6,064

On O'ahu 3,528 new marital actions (divorce) were filed; half included families with minor children. Additionally on O'ahu, 980 paternity (unmarried parents) petitions and nine Civil Union divorces were filed. Never-married parties contesting custody or visitation are included in the education program to teach them parallel parenting skills. Children who had lived together in the same home with the never-married parents also attend. Approximately 50% of O'ahu's paternity cases involved contested custody or visitation issues. The remaining paternity cases, filed by the Child Support Enforcement Agency, involve child support reimbursements. The O'ahu Kids First program alternates its class weekly between the Honolulu Circuit Courthouse and Ronald T.Y. Moon Kapolei Court Complex.

The percentage of divorce filings for each circuit closely mirrors the state's population distribution. The majority of the cases in the state were filed on O'ahu with 73% of the divorce filings and 65% of the paternity filings. The O'ahu Kids First office serviced 2,516 new cases (families). Program attendance from these families totaled 4,516 individuals (2,873 adults and 1,643 children).

Statewide, 97 divorce education sessions were held, serving a total of 6,064 parents and children. Statewide revenue was \$120,294 which includes an interest amount of \$1,894. Total expenses were \$141,459. Should revenues continue to not meet expenses, it may be necessary to increase the Parent Education Special Fund surcharge.

Judicial Circuit Cases by type FY17	Divorce filings	Paternity filings	Civil Union divorces	Total Cases FY17
First (O'ahu)	3,528	980	9	4,517
Second (Maui, Moloka'i, Lāna'i)	529	177	2	708
Third (Hilo)	302	221	2	525
Third (Kona)	260	99	0	359
Fifth (Kaua'i)	201	34	0	235
State Total:	4,820	1,511	13	6,344

The Parent Education Special Fund began collecting filing fee surcharges and donations on July 1, 1997. The attached financial report reflects the nineteenth year of collections. The Parent Education Special Fund continues to support all five of the Judiciary's parent education programs.

THE JUDICIARY
PARENT EDUCATION SPECIAL FUND
FY 2016-2017


		AMOUNTS				
OBJECT CODE	DESCRIPTION	FIRST CIRCUIT	SECOND CIRCUIT	THIRD CIRCUIT	FIFTH CIRCUIT	TOTAL
<u>REVENUES</u>						
0288	INTEREST	1,894				1,894
0763	SURCHARGE	89,850	11,950	12,100	4,500	118,400
TOTAL REVENUES		91,744	11,950	12,100	4,500	120,294
<u>OTHER CURRENT EXPENSES & ENCUMBRANCES</u>						
2902	SECURITY SERVICES	16,231	4,187		3,051	23,469
3204	DUPLICATING SUPPLIES	1,766				1,766
3206	DATA PROCESSING SUPPLIES	0				0
3209	OTHER STATIONERY AND OFFICE SUPPLIES	854				854
3301	FOOD SUPPLIES	5,946			1,106	7,052
3701	POSTAGE	0				0
3901	PRINTING AND BINDING	635				635
4101	CAR MILEAGE - EMPLOYEES	0				0
4102	CAR MILEAGE - OTHERS	599				599
4401	TRANS OUT OF STATE - EMPLOYEES	0				0
4501	SUBSISTENCE OUT OF STATE - EMPLOYEES	212				212
4601	HIRE OF PASSENGER CARS - EMPLOYEES	0				0
5503	OTHER RENTALS (PARKING PASS)	300				300
6619	OTHER PUBLIC SUPPORT & ASSISTANCE	4,023				4,023
7131	INTERPRETER FEES	1,314				1,314
7198	OTHER SERVICES ON FEE BASIS	54,440	18,750	18,750	7,950	99,890
7204	SPECIAL FUND ASSESSMENT (ACT 34, SLH 1964)	5,991				5,991
7205	TRAINING COSTS AND REGISTRATION FEES	70				70
7215	OTHER MISC CURRENT EXP	0				0
TOTAL OTHER CURRENT EXPENSES		92,381	22,937	18,750	12,107	146,175

**ANNUAL REPORT TO THE TWENTY-NINTH LEGISLATURE
2018 REGULAR SESSION**

ON

**ACT 162, SESSION LAWS OF HAWAI'I 2002
HRS § 577-7.5**

A Report on Parental Preferences in Government Contracts



Prepared by:

**Financial Services Department
Office of the Administrative Director of the Courts
The Judiciary, State of Hawai'i**

December 2017

**ANNUAL REPORT TO THE TWENTY-NINTH LEGISLATURE
2018 REGULAR SESSION**

ON

**ACT 162, SESSION LAWS OF HAWAI'I 2002
HRS § 577-7.5**

A Report on Parental Preferences in Government Contracts

Act 162, SLH 2002, HRS § 577-7.5, provides that Judiciary contracts, programs, and services shall not favor one parent over the other in terms of child rearing and that the Judiciary will provide annual report to the Legislature on the implementation of this section.


We report that the Judiciary program administrators, program specialists and contracting officers are continuing to monitor their contracts to insure compliance with this act. In addition to using standard contract boilerplates, our Judiciary staff attorney assures compliance with all applicable laws by reviewing these contracts prior to finalization. None of our policies and procedures in the contracting of individuals or groups providing contractual services to the Judiciary has ever reflected in the past, nor will they ever reflect in the future, any parental preference.

**ANNUAL REPORT TO THE TWENTY-NINTH LEGISLATURE
2018 REGULAR SESSION**

ON

**ACT 40, SESSION LAWS OF HAWAI'I 2004
HRS §601-21**

**A Report on Statewide Substance Abuse Treatment
Monitoring Program**



Prepared by:

**Adult Client Services Branch, First Circuit
The Judiciary, State of Hawai'i**

December 2017

**ANNUAL REPORT TO THE TWENTY-NINTH LEGISLATURE
2018 REGULAR SESSION**

ON

**ACT 40, SESSION LAWS OF HAWAI'I 2004
HRS § 601-21**

**A Report on Statewide Substance Abuse Treatment
Monitoring Program**

Hawai'i Revised Statutes (HRS) § 601-21 requires that following of the Judiciary: (a) to collect data in accordance with section 321-192.5 from any circuit court, adult probation, and any provider of substance abuse treatment that provides substance abuse treatment to persons served through public funds administered by the judiciary; (b) to include in the contract with any treatment provider all criteria established by the department of health pursuant to section 321-192.5 to determine whether the treatment provider is achieving success in treating individuals with substance abuse.

The Judiciary's efforts to comply with the above-referenced statute are outlined below.

- The Judiciary continues to include language in its Requests for Proposals and existing contracts with substance abuse treatment providers to hold programs accountable for complying with Department of Health (DOH) criteria to determine success in treating individuals with substance abuse.
- The Judiciary received available data taken from the Web Infrastructure for Treatment Services (WITS) information system. Reports from WITS are attached. It is noted that some of the Judiciary's contracted providers were not ADAD providers, thus numbers were taken for these programs from Caseload Explorer (CE), the Judiciary statewide ACSB case and management information system for probation. These statistics must be considered preliminary as ACSB still needs to ensure that all program data is entered on a timely manner.

It is noted that the data provided by ADAD is based on information provided by treatment providers. Some of this information may not match with what is contained in CE as there may be inconsistency in the way data is entered and interpreted.

The Department of Health ADAD/WITS reported data in the tables shown below. The following FY 17 statewide probation data was also obtained from CE:

- 794 unduplicated adults entered 828 programs with 927 admits in FY 17. The higher number of admits reflect clients being admitted to treatment more than once during the year.
- 5,037 offenders were active in treatment during the same year.

- Of the 5,037 offenders, 3,915 were males; 1,100 were females; and 22 were unspecified.
- Treatment services include assessments, education, motivational enhancement, outpatient, intensive outpatient, day and residential care, with continuing care following core treatment. Special needs, including those for pregnant and parenting women and individuals with co-occurring (mental health and substance abuse) disorders have been addressed by treatment programs.
- Through the efforts of the Interagency Council on Intermediate Sanctions (ICIS), programs have been evaluated using the Correctional Program Checklist (CPC) to determine how much in alignment programs are with the application of effective practices in working with offenders. Most programs are beginning to look at their programming and are working toward adopting and adapting to these principles.
- The CPC assessment team continues to be active in supporting the vendors as they begin to implement some of these practices, by providing opportunities for greater interaction between programs and the criminal justice system through training. Probation officers are consistently transmitting Level of Services Inventory-Revised data which provide vendors with the risk (to recidivate) classification of referred offenders to address dosage and treatment placement.
- Clients from Neighbor Islands had to travel to O'ahu, Maui or the Big Island for residential type placements, reflecting the need for higher levels of substance abuse treatment on all islands.

Neighbor Island Referrals for Residential Treatment				
	Big Island 3 rd CC	Kauai 5 th CC	Maui 2 nd CC	Subtotal
Treatment Providers Referred To:				
OAHU				
Habilitat	9		5	14
Hina Mauka	19	2	9	30
Habilitat	3			3
Hoomau Ke Ola	16	7	6	29
Kahi Mohala				
Poailani	19	5	10	34
Salvation Army ARC	3	19	4	26
Salvation Army ATS	17	7	12	36
Salvation Army FTS		2	1	3
Sand Island Treatment Cntr	25	7	7	39
Veterans Administration	2	3		5
	113	52	54	219
Total Referred to Oahu				
BIG ISLAND				
BISAC	118			118
Bridge House	21		1	22
Teen Challenge	6	4		10
	145	4	1	150
Total Referred to Big Island				
MAUI			103	103
Aloha House	14			14
Veterans Administration			4	4
	14	0	107	121
Total Referred to Maul				
TOTAL NI Referrals				490

Table 1.1 Number of Judiciary Referrals by Island

This report counts the number of referrals made by the Judiciary to providers. Services for these referrals may not have been paid for by the Judiciary. Counts are unduplicated within a provider agency and in the Total column and rows.

Fiscal Year	Age Group	Provider Agency	Island (# of Clients)						
			Hawaii	Kauai	Lanai	Maui	Molokai	Oahu	Total
2017	Adult	Action with Aloha, LLC						24	24
		Alcoholic Rehabilitation Services of Hawaii, Inc.						831	831
		Aloha House, Inc.			5	492			497
		Big Island Substance Abuse Council	506						506
		Bridge House, Inc.	36						36
		CARE Hawaii, Inc.	209	18		178		517	922
		Child and Family Service		2					2
		Hale Ho'okupa'a					10		10
		Ho'omau Ke Ola						165	165
		IHS, The Institute for Human Services, Inc.						14	14
		Institute for Family Enrichment LLC						1	1
		Ka Hale Pomaika'i					12		12
		Kline-Welsh Behavioral Foundation						146	146
		Kokua Support Services						41	41
		Ku Aloha Ola Mau	33						33
		Malama Na Makua A Keiki				51			51
		Mental Health Kokua						5	5
		Ohana Makamae, Inc.				1			1
		Po'ailani, Inc.						22	22
		Salvation Army-ATS						369	369
		Salvation Army-FTS						22	22
		The Queen's Medical Center						76	76
		Waianae Coast Comprehensive Health Center						230	230
		Women In Need						4	4
		AGE GROUP TOTAL	784	20	5	722	22	2,467	4,020
	Children	Alcoholic Rehabilitation Services of Hawaii, Inc.						5	5
		Big Island Substance Abuse Council	9						9
		Bobby Benson Center						2	2
		CARE Hawaii, Inc.						58	58
		Institute for Family Enrichment LLC						1	1
		Maui Youth and Family Services, Inc.				3			3
		Salvation Army-FTS						16	16
		Young Men's Christian Association of Honolulu						6	6
		AGE GROUP TOTAL	9			3		88	100
	FISCAL YEAR TOTAL		793	20	5	725	22	2,555	4,120

Table 1.2 Number of Judiciary Referred Clients Admitted by Island, Agency, and Gender

This report counts all clients that the providers have indicated were referred to them by the Judiciary and admitted into a treatment regime. Service rendered to Judiciary referred clients may not have been paid for by the Judiciary.

Fiscal Year	Island	Age Group	Provider Agency	Client Gender (# of Clients)		
				Female	Male	Total
2017	Hawaii	Adult	Big Island Substance Abuse Council	109	397	506
			Bridge House, Inc.	6	30	36
			CARE Hawaii, Inc.	39	170	209
			Ku Aloha Ola Mau	16	17	33
			AGE GROUP TOTAL	170	614	784
		Children	Big Island Substance Abuse Council	3	6	9
			AGE GROUP TOTAL	3	6	9
		ISLAND TOTAL		173	620	793
	Kauai	Adult	CARE Hawaii, Inc.	8	10	18
			Child and Family Service	2		2
			AGE GROUP TOTAL	10	10	20
		ISLAND TOTAL		10	10	20
	Lanai	Adult	Aloha House, Inc.		5	5
			AGE GROUP TOTAL		5	5
		ISLAND TOTAL			5	5
	Maui	Adult	Aloha House, Inc.	142	350	492
			CARE Hawaii, Inc.	49	129	178
			Malama Na Makua A Keiki	51		51
			Ohana Makamae, Inc.		1	1
			AGE GROUP TOTAL	242	480	722
		Children	Maui Youth and Family Services, Inc.		3	3
			AGE GROUP TOTAL		3	3
		ISLAND TOTAL		242	483	725
	Molokai	Adult	Hale Ho'okupa'a	4	6	10
			Ka Hale Pomaika'i	6	6	12
			AGE GROUP TOTAL	10	12	22
		ISLAND TOTAL		10	12	22
	Oahu	Adult	Action with Aloha, LLC	1	23	24

		Alcoholic Rehabilitation Services of Hawaii, Inc.	177	654	831	
		CARE Hawaii, Inc.	98	419	517	
		Ho'omau Ke Ola	53	112	165	
		IHS, The Institute for Human Services, Inc.	6	8	14	
		Institute for Family Enrichment LLC		1	1	
		Kline-Welsh Behavioral Foundation	29	117	146	
		Kokua Support Services	3	38	41	
		Mental Health Kokua		5	5	
		Po'ailani, Inc.	10	12	22	
		Salvation Army-ATS	45	324	369	
		Salvation Army-FTS	22		22	
		The Queen's Medical Center	28	48	76	
		Waianae Coast Comprehensive Health Center	51	179	230	
		Women In Need	4		4	
		AGE GROUP TOTAL	527	1,940	2,467	
		Children	Alcoholic Rehabilitation Services of Hawaii, Inc.		5	5
			Bobby Benson Center	2		2
	CARE Hawaii, Inc.		17	41	58	
	Institute for Family Enrichment LLC			1	1	
	Salvation Army-FTS		9	7	16	
	Young Men's Christian Association of Honolulu		1	5	6	
	AGE GROUP TOTAL		29	59	88	
	ISLAND TOTAL		556	1,999	2,555	
	FISCAL YEAR TOTAL		991	3,129	4,120	

Run Date: 8/11/2017 1:22:30 PM

Table 1.3 Number of Clients Admitted by Gender and Agency

					Number of Admissions					
Fiscal Year	Island	Gender	Age Group	Provider	Adult Probation	Family Drug Court	Hawaii Drug Court	Total		
2017	Oahu	Female	Adult	Action with Aloha, LLC	2	-	-	2		
				CARE Hawaii, Inc.	5	-	-	5		
				Hina Mauka	21	2	-	23		
				Ho'omau Ke Ola	3	5	-	8		
				Kline-Welsh Behavioral Foundation	1	-	2	3		
				Kokua Support Services	5	-	-	5		
				Salvation Army-ATS	7	-	-	7		
				Salvation Army-FTS	5	6	-	10		
				The Queen's Medical Center	3	-	-	3		
				Waianae Coast Comprehensive Health Center	49	1	-	50		
				AGE GROUP TOTAL	100	14	2	115		
			Children	Salvation Army-FTS	3	3	-	5		
				AGE GROUP TOTAL	3	3	-	5		
			GENDER TOTAL				103	17	2	120
		Male	Adult	Action with Aloha, LLC	20	-	-	20		
				CARE Hawaii, Inc.	54	-	-	54		
				Hina Mauka	112	5	-	117		
				Ho'omau Ke Ola	16	-	-	16		
				Kline-Welsh Behavioral Foundation	9	-	4	13		
				Kokua Support Services	39	-	-	39		
				Salvation Army-ATS	49	1	1	51		
				The Queen's Medical Center	5	-	-	5		
				Waianae Coast Comprehensive Health Center	168	3	-	171		
				AGE GROUP TOTAL	460	7	5	472		
				Children	Salvation Army-FTS	1	2	-	3	
			AGE GROUP TOTAL		1	2	-	3		
			GENDER TOTAL				461	9	5	475
			ISLAND TOTAL				564	26	7	595
	FISCAL YEAR TOTAL				564	26	7	595		

Table 2.1 Number of Clients Admitted by Agency and Court Type

				Number of Admissions			
Fiscal Year	Island	Age Group	Provider	Adult Probation	Family Drug Court	Hawaii Drug Court	Total
2017	Oahu	Adult	Action with Aloha, LLC	22	0	0	22
			CARE Hawaii, Inc.	59	0	0	59
			Hina Mauka	133	7	0	140
			Ho'omau Ke Ola	19	5	0	24
			Kline-Welsh Behavioral Foundation	10	0	6	16
			Kokua Support Services	44	0	0	44
			Salvation Army-ATS	56	1	1	58
			Salvation Army-FTS	5	6	0	10
			The Queen's Medical Center	8	0	0	8
			Waianae Coast Comprehensive Health Center	217	4	0	221
			AGE GROUP TOTAL	560	21	7	587
		Children	Salvation Army-FTS	4	5	0	8
			AGE GROUP TOTAL	4	5	0	8
	ISLAND TOTAL			564	26	7	595
FISCAL YEAR TOTAL			564	26	7	595	

Run Date: Friday, August 11, 2017

**Table 2.2 Number of Clients Admitted by Island,
Agency and Gender**

				Number of Admissions		
Fiscal Year	Geo	Age Group	Provider	Female	Male	Total
2017	Oahu	Adult	Action with Aloha, LLC	2	20	22
			CARE Hawaii, Inc.	5	54	59
			Hina Mauka	23	117	140
			Ho'omau Ke Ola	8	16	24
			Kline-Welsh Behavioral Foundation	3	13	16
			Kokua Support Services	5	39	44
			Salvation Army-ATS	7	51	58
			Salvation Army-FTS	10	-	10
			The Queen's Medical Center	3	5	8
			Waianae Coast Comprehensive Health Center	50	171	221
			AGE GROUP TOTAL	115	472	587
		Children	Salvation Army-FTS	5	3	8
			AGE GROUP TOTAL	5	3	8
		ISLAND TOTAL			120	475
	FISCAL YEAR TOTAL			120	475	595

Run Date: Run Date: 8/11/2017 1:30:45 PM

Table 3.1 Number of Clients Admitted by Island, Agency and Race

This report counts clients who have had one or more program enrollments during the fiscal year. If a client has multiple program enrollments during the fiscal year, they are counted only once.

				Number of Clients									
Fiscal Year	Island	Age Group	Provider	Alaskan Native	American Indian	Asian	Black	Hawaiian/Part Hawaiian	Other	Pacific Islander	Unknown	White	Total
2017	Oahu	Adult	Action with Aloha, LLC	-	-	4	2	7	-	3	-	6	22
			CARE Hawaii, Inc.	1	1	8	4	23	2	6	2	12	59
			Hina Mauka	-	1	23	3	74	3	15	2	19	140
			Ho'omau Ke Ola	-	1	3	1	18	-	1	-	-	24
			Kline-Welsh Behavioral Foundation	-	-	1	-	12	-	1	-	2	16
			Kokua Support Services	-	-	6	1	-	1	24	6	6	44
			Salvation Army-ATS	-	-	11	-	23	6	9	-	9	58
			Salvation Army-FTS	-	1	-	1	4	-	1	-	3	10
			The Queen's Medical Center	-	-	3	1	1	1	2	-	-	8
			Waianae Coast Comprehensive Health Center	-	3	42	12	97	6	25	-	36	221
			AGE GROUP TOTAL	1	7	101	25	253	19	85	10	89	587
		Children	Salvation Army-FTS	-	1	-	1	4	-	-	1	1	8
			AGE GROUP TOTAL	-	1	-	1	4	-	-	1	1	8
		ISLAND TOTAL		1	8	101	26	257	19	85	11	90	595
	FISCAL YEAR TOTAL				1	8	101	26	257	19	85	11	90

Run Date: Friday, August 11, 2017

Table 3.2 Number of Clients Admitted by Island, Ethnicity, Agency, and Court Type

Fiscal Year	Island	Ethnicity	Age Group	Provider	Number of Admissions			
					Adult Probation	Family Drug Court	Hawaii Drug Court	Total
2017	Oahu	Aleutian/Eskimo	Adult	CARE Hawaii, Inc.	1	-	-	1
				AGE GROUP TOTAL	1	-	-	1
			ETHNICITY TOTAL		1	-	-	1
		American Indian	Adult	CARE Hawaii, Inc.	1	-	-	1
				Hina Mauka	1	-	-	1
				Ho'omau Ke Ola	1	-	-	1
				Salvation Army-FTS	-	1	-	1
				Waianae Coast Comprehensive Health Center	3	-	-	3
				AGE GROUP TOTAL	6	1	-	7
			Children	Salvation Army-FTS	-	1	-	1
				AGE GROUP TOTAL	-	1	-	1
				ETHNICITY TOTAL	6	2	-	8
		Black/African American	Adult	Action with Aloha, LLC	2	-	-	2
				CARE Hawaii, Inc.	4	-	-	4
				Hina Mauka	3	-	-	3
				Ho'omau Ke Ola	-	1	-	1
				Kokua Support Services	1	-	-	1
				Salvation Army-FTS	1	1	-	1
				The Queen's Medical Center	1	-	-	1
				Waianae Coast Comprehensive Health Center	12	-	-	12
				AGE GROUP TOTAL	24	2	-	25
			Children	Salvation Army-FTS	1	1	-	1
				AGE GROUP TOTAL	1	1	-	1
			ETHNICITY TOTAL		25	3	-	26
		Caucasian	Adult	Action with Aloha, LLC	5	-	-	5
				CARE Hawaii, Inc.	11	-	-	11
				Hina Mauka	14	4	-	18

				Kline-Welsh Behavioral Foundation	1	-	1	2
				Kokua Support Services	6	-	-	6
				Salvation Army-ATS	9	-	-	9
				Salvation Army-FTS	1	1	-	2
				Waianae Coast Comprehensive Health Center	33	-	-	33
				AGE GROUP TOTAL	76	5	1	82
			Children	Salvation Army-FTS	-	1	-	1
				AGE GROUP TOTAL	-	1	-	1
			ETHNICITY TOTAL		76	6	1	83
		Chamorro	Adult	Waianae Coast Comprehensive Health Center	1	-	-	1
				AGE GROUP TOTAL	1	-	-	1
			ETHNICITY TOTAL		1	-	-	1
		Chinese	Adult	CARE Hawaii, Inc.	2	-	-	2
				Kokua Support Services	2	-	-	2
				Salvation Army-ATS	1	-	-	1
				Waianae Coast Comprehensive Health Center	1	-	-	1
				AGE GROUP TOTAL	6	-	-	6
			ETHNICITY TOTAL		6	-	-	6
		Chuukese	Adult	Action with Aloha, LLC	1	-	-	1
				CARE Hawaii, Inc.	1	-	-	1
				Kokua Support Services	2	-	-	2
				Salvation Army-ATS	1	-	-	1
				Waianae Coast Comprehensive Health Center	3	-	-	3
				AGE GROUP TOTAL	8	-	-	8
			ETHNICITY TOTAL		8	-	-	8
		Filipino	Adult	Action with Aloha, LLC	1	-	-	1
				CARE Hawaii, Inc.	4	-	-	4
				Hina Mauka	12	1	-	13
				Ho'omau Ke Ola	2	-	-	2
				Salvation Army-ATS	7	-	-	7

				The Queen's Medical Center	1	-	-	1
				Waianae Coast Comprehensive Health Center	16	1	-	17
				AGE GROUP TOTAL	43	2	-	45
			ETHNICITY TOTAL		43	2	-	45
		Hawaiian/Part Hawaiian	Adult	Action with Aloha, LLC	7	-	-	7
				CARE Hawaii, Inc.	24	-	-	24
				Hina Mauka	74	1	-	75
				Ho'omau Ke Ola	15	3	-	18
				Kline-Welsh Behavioral Foundation	8	-	4	12
				Salvation Army-ATS	25	1	1	27
				Salvation Army-FTS	3	1	-	4
				The Queen's Medical Center	1	-	-	1
				Waianae Coast Comprehensive Health Center	94	2	-	96
				AGE GROUP TOTAL	246	8	5	259
			Children	Salvation Army-FTS	2	2	-	4
				AGE GROUP TOTAL	2	2	-	4
			ETHNICITY TOTAL		248	10	5	263
		Japanese	Adult	Action with Aloha, LLC	3	-	-	3
				CARE Hawaii, Inc.	1	-	-	1
				Hina Mauka	9	-	-	9
				Ho'omau Ke Ola	1	-	-	1
				Kline-Welsh Behavioral Foundation	-	-	1	1
				Salvation Army-ATS	1	-	-	1
				The Queen's Medical Center	1	-	-	1
				Waianae Coast Comprehensive Health Center	17	-	-	17
				AGE GROUP TOTAL	33	-	1	34
			ETHNICITY TOTAL		33	-	1	34
		Korean	Adult	CARE Hawaii, Inc.	1	-	-	1

				Waianae Coast Comprehensive Health Center	1	-	-	1
				AGE GROUP TOTAL	2	-	-	2
				ETHNICITY TOTAL	2	-	-	2
		Marshallese	Adult	Salvation Army-ATS	1	-	-	1
				AGE GROUP TOTAL	1	-	-	1
				ETHNICITY TOTAL	1	-	-	1
		Micronesian	Adult	CARE Hawaii, Inc.	1	-	-	1
				Hina Mauka	2	-	-	2
				Kokua Support Services	1	-	-	1
				Salvation Army-ATS	3	-	-	3
				The Queen's Medical Center	1	-	-	1
				Waianae Coast Comprehensive Health Center	3	-	-	3
				AGE GROUP TOTAL	11	-	-	11
				ETHNICITY TOTAL	11	-	-	11
		Okinawan	Adult	The Queen's Medical Center	1	-	-	1
				Waianae Coast Comprehensive Health Center	1	-	-	1
				AGE GROUP TOTAL	2	-	-	2
				ETHNICITY TOTAL	2	-	-	2
		Other	Adult	CARE Hawaii, Inc.	1	-	-	1
				Hina Mauka	2	-	-	2
				Kokua Support Services	1	-	-	1
				Salvation Army-ATS	2	-	-	2
				The Queen's Medical Center	1	-	-	1
				Waianae Coast Comprehensive Health Center	6	-	-	6
				AGE GROUP TOTAL	13	-	-	13
				ETHNICITY TOTAL	13	-	-	13
		Other Asian	Adult	Hina Mauka	1	-	-	1
				Kokua Support Services	4	-	-	4
				Salvation Army-ATS	1	-	-	1

				Waianae Coast Comprehensive Health Center	4	-	-	4
				AGE GROUP TOTAL	10	-	-	10
				ETHNICITY TOTAL	10	-	-	10
		Other Pacific Islander	Adult	Action with Aloha, LLC	1	-	-	1
				Kokua Support Services	17	-	-	17
				AGE GROUP TOTAL	18	-	-	18
				ETHNICITY TOTAL	18	-	-	18
		Pohnpian	Adult	Waianae Coast Comprehensive Health Center	1	-	-	1
				AGE GROUP TOTAL	1	-	-	1
				ETHNICITY TOTAL	1	-	-	1
		Portuguese	Adult	Action with Aloha, LLC	1	-	-	1
				CARE Hawaii, Inc.	1	-	-	1
				Hina Mauka	1	-	-	1
				Salvation Army-FTS	-	1	-	1
				Waianae Coast Comprehensive Health Center	2	-	-	2
				AGE GROUP TOTAL	5	1	-	6
				ETHNICITY TOTAL	5	1	-	6
		Samoan	Adult	Action with Aloha, LLC	1	-	-	1
				CARE Hawaii, Inc.	4	-	-	4
				Hina Mauka	10	-	-	10
				Ho'omau Ke Ola	-	1	-	1
				Kokua Support Services	3	-	-	3
				Salvation Army-ATS	2	-	-	2
				Salvation Army-FTS	-	1	-	1
				The Queen's Medical Center	1	-	-	1
				Waianae Coast Comprehensive Health Center	16	-	-	16
				AGE GROUP TOTAL	37	2	-	39
				ETHNICITY TOTAL	37	2	-	39
		Tongan	Adult	Hina Mauka	2	1	-	3
				Kline-Welsh Behavioral Foundation	1	-	-	1

				Kokua Support Services	1	-	-	1	
				Salvation Army-ATS	2	-	-	2	
				Waianae Coast Comprehensive Health Center	-	1	-	1	
				AGE GROUP TOTAL	6	1	-	7	
				ETHNICITY TOTAL				6	1
		Unknown	Adult	CARE Hawaii, Inc.	2	-	-	2	
				Hina Mauka	2	-	-	2	
				Kokua Support Services	6	-	-	6	
				Waianae Coast Comprehensive Health Center	2	-	-	2	
				AGE GROUP TOTAL	12	-	-	12	
	Children		Salvation Army-FTS	1	-	-	1		
			AGE GROUP TOTAL	1	-	-	1		
	ETHNICITY TOTAL				13	-	-	13	
	Vietnamese	Adult	Salvation Army-ATS	1	-	-	1		
			Waianae Coast Comprehensive Health Center	1	-	-	1		
			AGE GROUP TOTAL	2	-	-	2		
		ETHNICITY TOTAL				2	-	-	2
		ISLAND TOTAL				564	26	7	595
	FISCAL YEAR TOTAL				564	26	7	595	

Run Date: Friday, August 11, 2017

Table 4 Number of Clients Admitted by Island, Employment Status, Agency and Court Type

Fiscal Year	Island	Age Group	Employment Status	Provider Agency	Number of Admissions			
					Adult Probation	Family Drug Court	Hawaii Drug Court	Total
2017	Oahu	Adult	Disabled	Hina Mauka	5	-	-	5
				Ho'omau Ke Ola	1	-	-	1
				Kline-Welsh Behavioral Foundation	2	-	1	3
				Kokua Support Services	1	-	-	1
				Salvation Army-FTS	2	-	-	2
				The Queen's Medical Center	1	-	-	1
				Waianae Coast Comprehensive Health Center	1	1	-	2
				EMPLOYMENT STATUS TOTAL	13	1	1	15
			Full-Time	Action with Aloha, LLC	10	-	-	10
				CARE Hawaii, Inc.	7	-	-	7
				Hina Mauka	8	2	-	10
				Ho'omau Ke Ola	1	-	-	1
				Salvation Army-FTS	8	-	-	8
				The Queen's Medical Center	1	-	-	1
				EMPLOYMENT STATUS TOTAL	35	2	-	37
			Homemaker	Ho'omau Ke Ola	-	1	-	1
				EMPLOYMENT STATUS TOTAL	-	1	-	1
			Inmate	Hina Mauka	53	-	-	53
				Ho'omau Ke Ola	7	-	-	7
				Kline-Welsh Behavioral Foundation	5	-	3	8
				Salvation Army-FTS	11	1	1	12
				EMPLOYMENT STATUS TOTAL	75	1	4	79
			Not in Labor Force	Action with Aloha, LLC	1	-	-	1
				Hina Mauka	19	3	-	22
				Ho'omau Ke Ola	11	4	-	15
				Kline-Welsh Behavioral Foundation	3	-	2	5
				Salvation Army-FTS	39	5	-	44
				The Queen's Medical Center	1	-	-	1

				Waianae Coast Comprehensive Health Center	39	3	-	42	
			EMPLOYMENT STATUS TOTAL		112	13	2	127	
			Part-Time	Action with Aloha, LLC	1	-	-	1	
				CARE Hawaii, Inc.	12	-	-	12	
				Hina Mauka	-	2	-	2	
				Salvation Army-FTS	4	2	-	6	
				The Queen's Medical Center	2	-	-	2	
				Waianae Coast Comprehensive Health Center	1	-	-	1	
				EMPLOYMENT STATUS TOTAL	20	4	-	24	
			Student	Hina Mauka	1	-	-	1	
				Salvation Army-FTS	2	-	-	2	
				EMPLOYMENT STATUS TOTAL	3	-	-	3	
			Unemployed	Action with Aloha, LLC	7	-	-	7	
				CARE Hawaii, Inc.	19	-	-	19	
				Hina Mauka	36	-	-	36	
				Ho'omau Ke Ola	1	-	-	1	
				Salvation Army-FTS	6	-	-	6	
				The Queen's Medical Center	3	-	-	3	
				Waianae Coast Comprehensive Health Center	2	-	-	2	
				EMPLOYMENT STATUS TOTAL	74	-	-	74	
			Unknown	Action with Aloha, LLC	3	-	-	3	
				CARE Hawaii, Inc.	31	-	-	31	
				Hina Mauka	23	4	-	27	
				Kokua Support Services	43	-	-	43	
				Salvation Army-FTS	5	-	-	5	
				Waianae Coast Comprehensive Health Center	178	-	-	178	
				EMPLOYMENT STATUS TOTAL	282	4	-	286	
			AGE GROUP TOTAL		560	21	7	587	
			Children	Unknown	Salvation Army-FTS	4	5	-	8
					EMPLOYMENT STATUS TOTAL	4	5	-	8
				AGE GROUP TOTAL		4	5	-	8
			ISLAND TOTAL		564	26	7	595	
			FISCAL YEAR TOTAL					564	26

Run Date: Friday, August 11, 2017

Table 5 Number of Clients Admitted by Island, Primary Substance, Agency, and Court Type

Fiscal Year	Island	Age Group	Primary Substance	Provider Agency	Number of Admissions			
					Adult Probation	Family Drug Court	Hawaii Drug Court	Total
2017	Oahu	Adult	Alcohol	Action with Aloha, LLC	4	-	-	4
				CARE Hawaii, Inc.	3	-	-	3
				Hina Mauka	11	-	-	11
				Ho'omau Ke Ola	-	1	-	1
				Kline-Welsh Behavioral Foundation	-	-	1	1
				Salvation Army-ATS	10	-	-	10
				Salvation Army-FTS	1	1	-	2
				The Queen's Medical Center	1	-	-	1
				Waianae Coast Comprehensive Health Center	5	1	-	6
				PRIMARY SUBSTANCE TOTAL	35	3	1	39
			Cocaine/Crack	Action with Aloha, LLC	1	-	-	1
				CARE Hawaii, Inc.	1	-	-	1
				Hina Mauka	4	1	-	5
				Waianae Coast Comprehensive Health Center	2	-	-	2
				PRIMARY SUBSTANCE TOTAL	8	1	-	9
			Heroin	Action with Aloha, LLC	2	-	-	2
				CARE Hawaii, Inc.	3	-	-	3
				Hina Mauka	7	-	-	7
				Ho'omau Ke Ola	1	-	-	1
				Salvation Army-ATS	6	-	-	6
				The Queen's Medical Center	1	-	-	1
				Waianae Coast Comprehensive Health Center	3	-	-	3

				PRIMARY SUBSTANCE TOTAL	22	-	-	22
		Marijuana/Hashish/THC	Action with Aloha, LLC	2	-	-	2	
			CARE Hawaii, Inc.	3	-	-	3	
			Hina Mauka	8	1	-	9	
			Ho'omau Ke Ola	4	-	-	4	
			Kline-Welsh Behavioral Foundation	1	-	-	1	
			Salvation Army-ATS	7	-	-	7	
			Salvation Army-FTS	1	2	-	2	
			The Queen's Medical Center	1	-	-	1	
			Waianae Coast Comprehensive Health Center	1	-	-	1	
			PRIMARY SUBSTANCE TOTAL	28	3	-	30	
			Methamphetamine	Action with Aloha, LLC	10	-	-	10
		CARE Hawaii, Inc.		24	-	-	24	
		Hina Mauka		88	5	-	93	
		Ho'omau Ke Ola		13	4	-	17	
		Kline-Welsh Behavioral Foundation		9	-	5	14	
		Kokua Support Services		1	-	-	1	
		Salvation Army-ATS		32	1	1	34	
		Salvation Army-FTS		3	2	-	5	
		The Queen's Medical Center		5	-	-	5	
		Waianae Coast Comprehensive Health Center		31	3	-	34	
		PRIMARY SUBSTANCE TOTAL		213	13	6	232	
		None		Action with Aloha, LLC	3	-	-	3
			CARE Hawaii, Inc.	24	-	-	24	
			Hina Mauka	23	4	-	27	
			Kokua Support Services	43	-	-	43	
			Salvation Army-ATS	5	-	-	5	
			Waianae Coast Comprehensive Health Center	178	-	-	178	

				PRIMARY SUBSTANCE TOTAL	275	4	-	279
			Other Amphetamines	CARE Hawaii, Inc.	7	-	-	7
				Salvation Army-ATS	1	-	-	1
				PRIMARY SUBSTANCE TOTAL	8	-	-	8
			Other Opiates and Synthetics	CARE Hawaii, Inc.	2	-	-	2
				Hina Mauka	1	-	-	1
				Ho'omau Ke Ola	1	-	-	1
				Salvation Army-FTS	-	1	-	1
				Waianae Coast Comprehensive Health Center	1	-	-	1
				PRIMARY SUBSTANCE TOTAL	5	1	-	6
			AGE GROUP TOTAL				560	21
	Children	None	Salvation Army-FTS	4	5	-	8	
			PRIMARY SUBSTANCE TOTAL	4	5	-	8	
		AGE GROUP TOTAL				4	5	-
	ISLAND TOTAL				564	26	7	595
	FISCAL YEAR TOTAL				564	26	7	595

Run Date: Friday, August 11, 2017

Table 6.1 Number of Client Admissions by Island, Agency, and Level of Care

				Number of Admissions							
Fiscal Year	Island	Age Group	Provider Agency	00 Assessment Only	01 Residential	02 Day Treatment	03 Intensive Outpatient	04 Outpatient	05 Continuing Care	06 Therapeutic Living	Total
2017	Oahu	Adult	Action with Aloha, LLC	2	-	-	7	14	1	-	22
			CARE Hawaii, Inc.	4	-	-	39	7	20	-	59
			Hina Mauka	12	102	-	25	3	15	-	140
			Ho'omau Ke Ola	-	20	-	6	5	-	4	24
			Kline-Welsh Behavioral Foundation	-	16	-	-	-	-	-	16
			Kokua Support Services	43	-	-	-	1	-	-	44
			Salvation Army-ATS	-	25	25	19	8	5	-	58
			Salvation Army-FTS	-	7	-	3	4	-	4	10
			The Queen's Medical Center	-	-	-	2	7	-	-	8
			Waianae Coast Comprehensive Health Center	178	-	-	47	-	-	-	221
			AGE GROUP TOTAL	239	166	25	148	49	41	8	587
		Children	Salvation Army-FTS	-	6	-	-	-	-	4	8
			AGE GROUP TOTAL	-	6	-	-	-	-	4	8
			ISLAND TOTAL	239	172	25	148	49	41	12	595
	FISCAL YEAR TOTAL				239	172	25	148	49	41	12

Run Date: Friday, August 11, 2017

Table 6.2 Number of Clients Served by Island, Agency, and Level of Care

This report counts the number of clients whose service was paid by the Judiciary in the fiscal year. If a client has multiple Judiciary paid services, the client is counted only once. Services can be for program enrollments in prior years.

				Level of Care (# of Clients Served)								
Fiscal Year	Island	Age Group	Provider Agency	00 Assessment Only	01 Residential	02 Day Treatment	03 Intensive Outpatient	04 Outpatient	05 Continuing Care	06 Therapeutic Living	Total	
2017	Oahu	Adult	Action with Aloha, LLC	2	-	-	10	20	1	-	29	
			CARE Hawaii, Inc.	4	-	-	53	10	23	-	67	
			Hina Mauka	12	107	-	29	3	16	-	145	
			Ho'omau Ke Ola	-	23	-	6	5	-	4	27	
			Kline-Welsh Behavioral Foundation	-	18	-	-	-	-	-	18	
			Kokua Support Services	43	-	-	-	1	-	-	44	
			Salvation Army-ATS	-	32	26	20	8	5	-	63	
			Salvation Army-FTS	-	11	-	5	5	-	5	16	
			The Queen's Medical Center	-	-	-	2	8	-	-	9	
			Waianae Coast Comprehensive Health Center	178	-	-	59	-	-	-	233	
			AGE GROUP TOTAL	239	187	26	184	60	45	9	635	
			Children	Salvation Army-FTS	-	8	-	-	-	-	4	10
		AGE GROUP TOTAL		-	8	-	-	-	-	4	10	
		ISLAND TOTAL			239	195	26	184	60	45	13	645
		FISCAL YEAR TOTAL			239	195	26	184	60	45	13	645

Run Date: 8/11/2017 6:40:04 PM

Table 6.3 Number of Clients Served by Island, Agency, and Court Type

				Services Paid By (# of Clients Served)				
Fiscal Year	Island	Age Group	Provider Agency	Adult Probation	Family Drug Court	Hawaii Drug Court	Total	
2017	Oahu	Adult	Action with Aloha, LLC	29	-	-	29	
			CARE Hawaii, Inc.	67	-	-	67	
			Hina Mauka	138	7	-	145	
			Ho'omau Ke Ola	20	6	1	27	
			Kline-Welsh Behavioral Foundation	12	-	6	18	
			Kokua Support Services	44	-	-	44	
			Salvation Army-ATS	61	1	1	63	
			Salvation Army-FTS	9	8	-	16	
			The Queen's Medical Center	9	-	-	9	
			Waianae Coast Comprehensive Health Center	228	5	-	233	
			AGE GROUP TOTAL	603	25	8	635	
		Children	Salvation Army-FTS	6	5	-	10	
			AGE GROUP TOTAL	6	5	-	10	
		ISLAND TOTAL			609	30	8	645
		FISCAL YEAR TOTAL				609	30	8

Run Date: Friday, August 11, 2017

Table 7.1 Number of Discharges by Island, Agency and Discharge Type

Discharges are only applicable when clients complete treatment services, e.g. residential, day treatment, intensive outpatient, outpatient, etc. Clients with Assessment ONLY services are not counted in this report.

				Discharge Type (# of Discharges)										
Fiscal Year	Island	Age Group	Provider Agency	Client Discharged for Medical Reasons	Client Left Before Completing Treatment	Client Left Before Completing Treatment-Elopement (from Residential Program)	Completed Treatment. No Substance Use	Completed Treatment. Some Substance Use	Incarcerated	Other-Mother/Father Discharged from Program	Program Decision to Discharge Client for Non-Compliance with Program Rules	Referred to Outside Agency for Continued Services	Transfer to Another Program Within Agency for Continued Services	Total
2017	Oahu	Adult	Action with Aloha, LLC	-	4	-	3	-	-	-	-	-	1	8
			CARE Hawaii, Inc.	-	5	-	6	3	-	-	11	-	5	30
			Hina Mauka	3	14	8	40	11	3	-	37	8	7	130
			Ho'omau Ke Ola	-	2	-	7	2	-	-	9	1	1	22
			Kline-Welsh Behavioral Foundation	-	2	-	13	-	1	-	2	-	-	18
			Salvation Army-ATS	1	10	6	20	1	1	-	7	4	2	52
			Salvation Army-FTS	-	2	1	11	-	-	-	4	1	1	20
			The Queen's Medical Center	-	1	-	6	-	-	-	-	1	-	8
			Waianae Coast Comprehensive Health Center	-	-	-	-	-	-	-	1	-	-	1
			AGE GROUP TOTAL	4	39	15	106	17	5	-	70	15	17	286
		Children	Salvation Army-FTS	-	-	-	20	-	-	2	1	-	-	23
			AGE GROUP TOTAL	-	-	-	20	-	-	2	1	-	-	23
		ISLAND TOTAL		4	39	15	126	17	5	2	71	15	17	309
	FISCAL YEAR TOTAL		4	39	15	126	17	5	2	71	15	17	309	

Run Date: Friday, August 11, 2017

Table 7.2 Number of Discharges by Island, Agency and Level of Care

Fiscal Year	Island	Age Group	Provider Agency	Level of Care (# of Discharges)							Total
				00 Assessment Only	01 Residential	02 Day Treatment	03 Intensive Outpatient	04 Outpatient	05 Continuing Care	06 Therapeutic Living	
2017	Oahu	Adult	Action with Aloha, LLC	-	-	-	3	8	1	-	10
			CARE Hawaii, Inc.	-	-	-	25	10	12	-	35
			Hina Mauka	11	99	-	25	3	10	-	133
			Ho'omau Ke Ola	-	20	-	6	5	-	2	24
			Kline-Welsh Behavioral Foundation	-	19	-	-	-	-	-	19
			Salvation Army-ATS	-	27	24	16	7	3	-	53
			Salvation Army-FTS	-	14	-	4	4	-	3	18
			The Queen's Medical Center	-	-	-	2	8	-	-	9
			Waianae Coast Comprehensive Health Center	43	-	-	2	-	-	-	45
			AGE GROUP TOTAL	54	177	24	83	45	26	5	341
		Children	Salvation Army-FTS	-	17	-	-	-	-	6	23
			AGE GROUP TOTAL	-	17	-	-	-	-	6	23
			ISLAND TOTAL	54	194	24	83	45	26	11	364
		FISCAL YEAR TOTAL		54	194	24	83	45	26	11	364

Run Date: Friday, August 11, 2017

**Table 8.1 Number of 6-Month Follow-Up Due
by Island, Agency and Fiscal Year**

Island	Provider Agency	Fiscal Year (# of Clients)					
		2012	2013	2014	2015	2016	2017
Oahu	Action with Aloha, LLC	-	-	-	-	2	11
	CARE Hawaii, Inc.	-	2	18	65	73	28
	Hina Mauka	2	40	47	70	105	144
	Ho'omau Ke Ola	-	8	20	13	28	25
	Kline-Welsh Behavioral Foundation	-	-	-	-	6	25
	Salvation Army-ATS	1	24	31	34	53	65
	Salvation Army-FTS	2	14	10	23	22	42
	The Queen's Medical Center	-	5	7	11	17	13
	Waianae Coast Comprehensive Health Center	-	-	1	6	11	4
	Women In Need	-	-	-	-	1	-
	ISLAND TOTAL	5	92	134	219	313	355
REPORT TOTAL		5	92	134	219	313	355

Run Date: Friday, August 11, 2017

**Table 8.2 Number of 6-Month Follow-Ups
Completed by Island, Agency and Follow-Up Status**

Fiscal Year	Island	Provider Agency	Follow-Up Status (# of Clients)		
			Completed Follow-Up	Unable to Follow-Up-No Response	Total
2017	Oahu	Hina Mauka	5	-	5
		Kline-Welsh Behavioral Foundation	1	-	1
		Salvation Army-ATS	19	6	25
		Salvation Army-FTS	9	-	9
		ISLAND TOTAL	34	6	40
	FISCAL YEAR TOTAL		34	6	40


Run Date: Friday, August 11, 2017

**ANNUAL REPORT TO THE TWENTY-NINTH LEGISLATURE
2018 REGULAR SESSION**

ON

**ACT 180, SESSION LAWS OF HAWAI'I 2011
HRS § 607-5.7(j)**

Biennial report on the Indigent Legal Assistance Fund (ILAF)



Prepared by:

**The Hawai'i Justice Foundation
And
The Administrative Director of the Courts
The Judiciary, State of Hawai'i**

December 2017

TABLE OF CONTENTS

SECTION I:	EXECUTIVE SUMMARY RECOMMENDING CONTINUATION OF ILAF
SECTION II:	ILAF FUNDING AND OPERATIONAL MECHANISMS
SECTION III:	PROCEDURAL SAFEGUARDS IN PLACE TO ENSURE ACCURACY AND ACCOUNTABILITY
SECTION IV:	REMAINING CHALLENGES FOR THE ILAF PROGRAM AND THE PARTICIPATING LEGAL SERVICE PROVIDERS
SECTION V:	SUMMARY AND CONCLUSIONS
APPENDIX:	LETTERS FROM ILAF LEGAL SERVICE PROVIDERS OUTLINING ILAF'S POSITIVE IMPACT ON THE DELIVERY OF CIVIL LEGAL SERVICES TO INDIGENT POPULATIONS

SECTION I: EXECUTIVE SUMMARY RECOMMENDING CONTINUATION OF ILAF

The following report has been prepared for the Judiciary by the Hawai'i Justice Foundation (HJF), which serves as the Fund Administrator for the Indigent Legal Assistance Fund, pursuant to contract with the Judiciary, State of Hawai'i.

The Indigent Legal Assistance Fund (ILAF) was created pursuant to Act 305, Session Laws of Hawai'i 1996 (hereinafter Act 305) and codified as Hawai'i Revised Statutes (HRS) § 607-5.7. Act 305 created a special fund that receives surcharges collected on selected types of civil cases filed in Hawaii's various state courts. These surcharges are then distributed to qualifying organizations that provide direct civil legal services to those in Hawai'i whose income does not exceed 125% of federal poverty guidelines or who are eligible for free services under the Older Americans Act or Developmentally Disabled Act.

ILAF was further amended by Act 180, Session Laws of Hawai'i 2011 (hereinafter Act 180) by extending the types of cases for which surcharges are collected and providing step increases in the amount of the indigent legal fees. Act 180 also required the Administrative Director of the Courts, or the contractor administering the fund pursuant to contract with the Administrative Director of the Courts, to review ILAF on a biennial basis to determine whether it is meeting the civil legal needs of indigent persons, and to report its findings and recommendations to the legislature no later than twenty days prior to the convening of the regular session of the legislature in each even-numbered year beginning with the regular session of 2014.

Findings and Conclusion: The Hawai'i Justice Foundation, serving as fund administrator for ILAF, pursuant to a contract with the Judiciary, has reviewed the effectiveness of ILAF and recommends that ILAF be continued in its current format. ILAF has positively affected the organizations receiving funds under this special fund, and each of these organizations has been effective in delivering requisite legal services to qualifying clients. The hard reality is that funds distributed under ILAF are not sufficient to fully fund any of the organizations. There still remains a need for other funding sources, including but not limited to federal and private foundation funding, private charitable contributions, and state legislative funding. The ILAF program is an excellent example of the partnership between the Judiciary, HJF, and the ILAF legal service providers. The Hawai'i State Legislature is to be commended for its creation and continued support of ILAF and for its positive actions increasing the surcharges through Act 180, SLH 2011.

ILAF, as amended by Act 180 is an acknowledgment of the serious need for legal services for those of low-income. Current national and local economic conditions remain very unstable and uncertain. Legal needs of people are higher than ever, due to these economic conditions. Low-income legal service providers have experienced cuts in governmental funding sources and reduced contributions from private donations, which makes it critical that ILAF be continued. With the increased surcharges resulting from Act 180, funding to qualifying organizations has increased from about \$330,000 per year to \$1,100,001 in FY 2018.

Although ILAF funding cannot supplant all required funding sources for participating organizations, it has become a vital and essential source of stable funding for qualifying organizations. As further outlined in this report, ILAF has an extensive application and reporting process that ensures that organizations receiving ILAF funds are providing requisite services to qualified clients. This application and review process is quite onerous on both the applying organizations and on HJF, but the process is invaluable in ensuring that the available funds are fairly awarded based upon only those clients that qualify under the ILAF statute. On behalf of all of those people in Hawai'i who have received legal services under ILAF, it is respectfully requested that the Hawai'i State Legislature continue ILAF in its current form.

SECTION II: ILAF FUNDING AND OPERATIONAL MECHANISMS

HRS § 607-5.7 sets forth the operating details for ILAF, and these requirements are rigorously followed by the Judiciary, HJF, and all the participating organizations. The statute sets out the amount of surcharges and the types of cases for which surcharges apply. The Judiciary collects the surcharges when cases are filed, and funds collected during a particular fiscal year are largely distributed in the following fiscal year. Act 180 expanded the types of cases to which the surcharges were applied and also provided for step increases in the amount of surcharges, with the final step increase taking effect on January 1, 2014. While the amount of funds available through ILAF varies each year depending upon the number and type of case filings, it is clear that Act 180 has operated to provide significant additional distribution to civil legal service providers.

The Judiciary has annually contracted with HJF to serve as the ILAF Fund Administrator. Pursuant to HRS § 607-5.7, HJF manages the annual application process. Any organization that meets the eligibility criteria mandated by statute is allowed to participate in ILAF. The amount received by each organization is determined by that organization's pro rata share of the eligible expenses for its provision of direct legal services. Each organization has the opportunity to appeal any decisions regarding its pro rata share or other issues relating to its application, but no appeals have been made within more than the last decade.

It should be noted that the formula by which funds are distributed has remained unchanged from the inception of ILAF in 1996, other than the minor language corrections contained in Act 180. The statutory provision regarding the formula for distribution reads as follows:

(k) Funds shall be distributed on a pro rata basis to organizations that meet the criteria in subsection (i), based upon the portion of their total budget expended in the prior year for civil legal services to indigent persons as compared to the combined total expended in the prior year for legal services by all qualifying organizations applying for funding. An applicant that provides services other than civil legal services to indigent persons may establish its proportionate entitlement to funds based upon financial statements that strictly segregate the portion of the organization's expenditures in the prior year that were devoted exclusively to the provision of civil legal services for indigents. (Act 180, SLH 2011; H.R.S. § 607-5.7)

Prior to the impact of Act 180, the amount distributed each year to eligible ILAF organizations was approximately \$330,000. Act 180 has had a very positive impact upon the amount of funds distributed. The amount distributed from ILAF was \$330,000 in FY 2011; \$513,000 in FY 2012; \$472,039 in FY 2013; \$1,410,289 in FY 2014; \$1,425,000 in FY 2015; \$1,300,000 in FY 2016; and \$1,000,000 in FY 2017. The amount scheduled for initial distribution from ILAF in current FY 2018 is \$1,100,001, as detailed below:

Ala Kuola	\$ 18,275
Domestic Violence Action Center	\$140,708
Hawai'i Disability Rights Center	\$141,432
Hawai'i Appleseed Center for Law and Economic Justice, fka Lawyers for Equal Justice	\$ 12,693
Legal Aid Society of Hawai'i	\$611,158
Mediation Center of the Pacific	\$ 16,784
Native Hawaiian Legal Corporation	\$ 60,190
University of Hawai'i Elder Law Program	\$ 42,624
Volunteer Legal Services Hawai'i	\$ 56,137
Total	\$1,100,001

The amounts available for future years vary with the number of eligible cases filed, but it is estimated that each year approximately \$1,000,000 will be available for distribution among the eligible civil legal service providers. It is clear that Act 180 has had a very positive impact upon the amount of ILAF distributions, making ILAF an essential element for stable funding for Hawai'i's legal service provider organizations.

SECTION III: PROCEDURAL SAFEGUARDS IN PLACE TO ENSURE ACCURACY AND ACCOUNTABILITY

The ILAF Program has procedural safeguards to ensure accuracy and accountability. All organizations receiving funds under ILAF are strictly monitored by HJF. Monitoring the ILAF process is extremely burdensome and time-consuming for HJF, but attention to detail is essential to the operation of a program that accurately determines eligibility and allocation of funds between those organizations that qualify for ILAF funds. The Program also requires significant efforts from participating organizations, in both the application process and the reporting process.

Quarterly reports and a yearly summary report are required of each organization and are reviewed by HJF prior to submittal to the Judiciary for its review. Each February, formal notice is provided in the *Honolulu Star Advertiser* announcing that applications for ILAF funds are being solicited, with a deadline set for early April. The application process is

quite extensive, with thorough documentation required. The application includes an attestation clause which requires the Executive Director of each organization to attest to the truthfulness of the application. State unemployment reporting forms are used for verification of each employee, and individual signed statements are received from each employee attesting to the veracity of the percentage of time spent by that person providing qualified direct legal services to ILAF-eligible clients. Using this information, the pro rata percentage for each qualifying organization is calculated by HJF to 1/1000th of a percent. After the Judiciary reviews HJF's percentage recommendations, the Judiciary sends letters of award percentages to each applicant that meets ILAF requirements and qualifies for fund distribution.

Each organization has the opportunity to appeal any decision regarding its pro rata share or other application issues, but no appeals have been filed for more than a decade. Once the current fiscal year has closed and the Judiciary has determined the total amount of funds that are available for distribution, the percentage allocation for each qualifying applicant is applied against the total available funds to determine each organization's yearly dollar award. These awards are then distributed quarterly, with HJF reviewing all invoices and the required quarterly and year-end reports. Quarterly checks are processed by the Judiciary to an organization only after that organization has submitted all required paperwork to HJF for certification and HJF has formally requested the Judiciary to pay the sum to the organization.

HJF has worked with each organization to ensure that the organization has in place effective methods for: a) screening potential clients for ILAF eligibility; b) generating accurate and complete information regarding cases handled under ILAF; c) using the organization's "client grievance policy"; and d) developing tight mechanisms for demonstrating that ILAF funds are being effectively utilized. Each participating organization enters into a contract with the Judiciary about the duties and responsibilities of the organization receiving ILAF funds. These contracts contain strong provisions that require participating organizations to work closely with HJF and/or the Judiciary if so requested, should it appear that a specific organization might need to improve its ILAF screening or reporting process.

At the end of the Fiscal Year, each organization must submit a final report, which includes detailed information on the number of cases handled under ILAF. The case numbers are not set forth here, since the missions of the various ILAF organizations vary greatly. Comparison of number of cases handled is not an accurate means of determining the "efficiency" or "effectiveness" of any specific ILAF legal service provider. For example, some of the organizations do a great deal of information and referral, while other organizations handle a higher percentage of court cases. All of the ILAF organizations provide different but essential parts of meeting the needs for legal services, but their missions and approaches do and should vary greatly.

For many years, ILAF has operated smoothly and without complaints regarding accuracy or accountability from the Judiciary, HJF, or the ILAF legal service providers. The ILAF Program is an example of how mutual cooperation and competency can produce an

effective process that works for the betterment of Hawai'i's people.

SECTION IV: REMAINING CHALLENGES FOR THE ILAF PROGRAM AND THE PARTICIPATING LEGAL SERVICE PROVIDERS

ILAF is a very solid program, with strong relationships and cooperation between the Judiciary, HJF, and the legal service providers. However, there is still a substantial unmet need for legal services. In order to ensure the need is being met in the most effective way possible, current efforts are focused upon developing more comprehensive statistics on the results from ILAF. These efforts include determining the initial objectives of the client and then determining whether those initial objectives were ultimately achieved. This effort is a difficult one, since the initial objective stated by the client may be unclear or may not be the ultimate objective of the client. The goal of ILAF is client representation, and this is no guarantee that the client will "win." There also exists an ongoing tension between the desire for more extensive statistics and the need for the organizations to provide the services without expending significant amounts of staff time compiling data.

It would be highly desirable to be able to determine more precisely what percentage of existing legal needs are not being met. The last formal study undertaken in Hawai'i was the 2007 Assessment of Civil Legal Needs, which found that four out of five low-income Hawai'i residents do not have their legal needs met and that legal service providers are able to assist only one in three persons who contact them for assistance. National studies contain similar figures regarding percentage of legal needs being met. However, it is very difficult for any ILAF organization to provide accurate data on unmet legal needs, since the organizations do not have any contact with people who have legal needs but do not contact the organizations for help.

The ILAF legal service providers are facing serious challenges. The need for legal services continues to increase, due to poor economic conditions and the expanding percentage of the population who are below 125% of federal poverty guidelines. At the same time, total funding for legal service providers has decreased. Federal Legal Service Corporation funding remains a controversial and unresolved political issue. Many ILAF organizations have had to reduce staff hours and reduce intake of cases. Additionally, throughout Hawai'i and the rest of the country, legal service providers have been forced to move from "full-representation" cases to primarily giving information and advice or to providing basic legal information in group situations in various community locations. The Judiciary, in conjunction with the Hawai'i State Bar Association and legal service providers, has now established Self-Help Centers in each Judicial Circuit. Hawai'i's legal community is working together to help meet the serious legal needs, but the situation remains a daunting one.

Community support for pro bono and low-income legal services is extremely strong, but the fact remains that a large proportion of legal needs go unmet for those in Hawai'i's low-income population.

SECTION V: SUMMARY AND CONCLUSIONS

HJF has reviewed the effectiveness of ILAF and recommends that it be continued in its current format. Monies received from ILAF have had a positive effect upon all of the legal service providers that received funds, and each of these organizations has effectively delivered requisite services to qualifying clients. The hard reality is that funds distributed under ILAF are not sufficient to fully fund any of the organizations and there still remains a need for other funding sources, including but not limited to federal funding, private foundation funding, private charitable contributions, and State of Hawai'i legislative funding. The ILAF program is an excellent example of the partnership between the Judiciary, HJF, and the ILAF legal service providers. The Hawai'i State Legislature is to be commended for its creation and continued support of ILAF and for its positive actions increasing the surcharges through Act 180, SLH 2011.

APPENDIX:

This Appendix contains letters from each of the participating legal service providers. Review of these letters clearly illustrates the positive impact of ILAF upon each of the nine participating legal service providers.

Ala Kuola

Domestic Violence Action Center

Hawai'i Disability Rights Center

Hawai'i Appleseed Center for Law and Economic Justice, formerly known as Lawyers
for Equal Justice

Legal Aid Society of Hawai'i

Mediation Center of the Pacific

Native Hawaiian Legal Corporation

University of Hawai'i Elder Law Program

Volunteer Legal Services Hawai'i



October 31, 2017

To: Hawaii State Legislature

From: Edwin K. Flores

On behalf of myself and the Board of Directors of the Hawaii Family Law Clinic dba Ala Kuola, we would like to extend our deepest appreciation to the Hawaii State Legislature for its assistance with Act 180 of the 2011 Session. Through your support, we are able to provide quality service for Hawai'i's victims of domestic abuse, the majority of whom our statistics reveal are low-income and do not have access to address their legal needs. It is without saying that it is our responsibility to expend critical taxpayer funds with great care and accountability and we strongly believe that we can and will continue to provide quality, effective, and efficient services to our public in need through prudent use of ILAF funds.

Ala Kuola is a non-profit organization that helps victims of domestic abuse with the completion and filing of temporary restraining orders (TRO) in the Family Court of the First Circuit. With our open door policy to assist throughout the business day and our ability to conduct outreach services when practical, Ala Kuola provides access to victims who face many logistical challenges such as child care, transportation, work commitment, etc.

As a continuing recipient of the Indigent Legal Services Fund, this fund allows Ala Kuola a much needed funding source to assist victims in need of safety and protection from their abusers. As a comparatively small organization that assists many victims, Ala Kuola like many organizations, have experienced cutbacks of staff and budgetary challenges. Nevertheless, ILAF funds help Ala Kuola in its continued commitment to provide a high level of professional services to serve Hawai'i's low income residents.

Ala Kuola feels very privileged with the opportunity to be a recipient of ILAF funds and will ensure that funds will be used in accordance with the terms and conditions set forth in our contractual agreement with the Hawaii Justice Foundation. Ala Kuola is committed to work cooperatively with the Judiciary as well as with the Hawaii Justice Foundation and will do all possible to ensure our program continues to operate with great efficiency and effectiveness.

Our sincere appreciation to the Hawaii State Legislature to make this program possible as it fulfills the needs to our low income residents in need of quality legal services.

Me ka ha`aha`a
(humbly yours)

A handwritten signature in black ink, appearing to read 'Edwin K. Flores', written in a cursive style.

Edwin K. Flores
Executive Director



TO: Hawaii State Legislature

FROM: Nanci Kreidman, M.A.
Chief Executive Officer

As a member of the Legal Services Provider Consortium, the Domestic Violence Action Center (DVAC) actively works with our community's legal service agencies –which are few in number- to collaborate in the delivery of effective and responsive programs to the many low income families and individuals in desperate need of a voice in the justice system. The support we receive from the Legislature, the Judiciary and the Hawaii State Bar Association is significant, meaningful and deeply appreciated. The work done to pass Act 180, by the 2011 legislature, is a success that cannot be overstated...

The potentially life threatening and complex issues faced by the clients of the Domestic Violence Action Center are not well understood by the community at large. However, it has been a great benefit to have the support and understanding of our colleagues in positions of elected and appointed leadership to assist us in making our specialized services available to as many people as possible. We strive to meet the demand, and seek to continue imaginative and innovative service delivery because domestic violence is a grave and costly problem that impacts all of us.

The Indigent Legal Assistance Fund is a revenue stream DVAC has relied on to stabilize its budget as the economics of providing specialized programs for this constituency is dynamic and dependent on funding from many sources. These past several years have been enormously challenging with threats to funding. Budget shortfalls have resulted in the loss of staff and cutbacks in program services. Where will low income victims turn to if not to the Domestic Violence Action Center and it's allies and community leaders. Fortunately, with the wisdom and voices of community leaders, beneficiaries of program services and the organizations themselves, a formula was arrived at that helps to direct funding to sustain essential services.

Domestic Violence Action Center, in FY 2017, reports the following: telephone contact with 7,417 callers, 448 requests for legal representation, opening 441 legal cases and closing 301 cases. Agency attorneys made 323 court appearances and 1,838 cases were opened by the on-site EXPO court outreach program.

DOMESTIC VIOLENCE ACTION CENTER
ADDRESS: P.O. BOX 3198, HONOLULU, HI 96801-3198
LEGAL HELPLINE: (808) 531-3771
TOLL-FREE NEIGHBOR ISLAND HELPLINE: (800) 690-6200
WEBSITE: WWW.DOMESTICVIOLENCEACTIONCENTER.ORG
EMAIL: DVAC@STOPTHEVIOLENCE.ORG



Domestic Violence Action Center staff are well trained and well supervised; this is not work that can be done by anyone. The unending challenges faced by clients in a hostile, violent relationship are brought to staff for resolution.

The need for adequate counsel, which everyone is entitled to, is the foundation upon which ILAF relies. It is our belief that the purposes of ILAF are being met and the practices and procedures are in place for the continued proper use of these public dollars. The Domestic Violence Action Center remains enormously appreciative of the support of our legislators allowing us to serve the community.

Very truly yours,

Nanci Kreidman, M.A.
Chief Executive Officer

DOMESTIC VIOLENCE ACTION CENTER
ADDRESS: P.O. BOX 3198, HONOLULU, HI 96801-3198
LEGAL HELPLINE: (808) 531-3771
TOLL-FREE NEIGHBOR ISLAND HELPLINE: (800) 690-6200
WEBSITE: WWW.DOMESTICVIOLENCEACTIONCENTER.ORG
EMAIL: DVAC@STOPTHEVIOLENCE.ORG



HAWAII DISABILITY RIGHTS CENTER

1132 Bishop Street, Suite 2102, Honolulu, Hawaii 96813

Phone/TTY: (808) 949-2922 Toll Free: 1-800-882-1057 Fax: (808) 949-2928

E-mail: info@hawaiidisabilityrights.org Website: www.hawaiidisabilityrights.org

November 1, 2017

To: The Honorable Members of the 2018 Hawaii State Legislature
From: Louis Erteschik, Executive Director
Re: Indigent Legal Assistance Fund

The Hawaii Disability Rights Center wishes to express its utmost gratitude for your continued support of Act 180, Session Laws of Hawaii 2011. This measure greatly increased the amount of funds available for distribution from the Indigent Legal Assistance Fund.

The Hawaii Disability Rights Center is the state designated protection and advocacy system. We have been designated by the Governor of Hawaii in Executive Orders No. 77-3, 82-4, 89-2 and 94-06 to provide advocacy services to individuals with disabilities, in accordance with various federal laws. See 42 U.S.C. § 15001, 42 U.S.C. § 10801, and 29 U.S.C. § 732. Hawaii law, at Section 333F -8.5 of the Hawaii Revised Statutes, expressly recognizes the obligation of the state to provide advocacy services to individuals with developmental disabilities and mental illness in order to receive federal funds. The federal statutes require, as a condition of funding services provided by a number of state agencies, that a protection and advocacy agency be established by the State. In requesting federal funding for various state projects, every Governor has provided assurances to the federal government that federal funds distributed to HDRC do not supplant funds that are available from state and local sources.

From 2004 until 2010, the state gave HDRC at least \$165,505 each year under a purchase of services contract. Since July 2010, that state funding for HDRC has been eliminated. Additionally, federal funding has plateaued over the past several years, and been further reduced as a result of sequestration. Expenses, in the meantime, have continued to increase. Fundraising opportunities for a legal services corporation like ours are very limited, and they would force us to compete with other legal services providers for the same donors. For that reason the monies we have received from the Indigent Legal Assistance Fund have truly been a blessing.



The Hawaii Disability Rights Center is a small, efficient agency that serves thousands of individuals each year with legal issues surrounding their various disabilities. It is estimated that approximately fifteen percent of the individuals within the state (two hundred and ten thousand) may have a disability. Most of those individuals are also among the poorest in our state. We effectively utilize our resources and keep our administrative costs to a minimum. Thus, without the additional funds we received from ILAF, we would have been forced to substantially reduce our activities, cut staffing, and provide fewer services to the most needy, vulnerable population in our state at a time when their needs are increasing.

We are grateful to the Judiciary and the Hawaii Justice Foundation for their leadership and exemplary efforts to ensure the smooth, efficient functioning of this program. We have worked closely with them on its implementation and we hope that the legislature will continue to fund the ILAF program in the upcoming budget and in the years ahead. Your continued support will enable us to address the needs of the population we serve. Your assistance will be so much appreciated by our clientele.

Thank you again for everything.

Mahalo,

Louis Erteschik, Esq.
Executive Director



HAWAI'I APPLESEED

CENTER FOR LAW & ECONOMIC JUSTICE

Board of Directors

David J. Reber, Esq., President
Naomi C. Fujimoto, Esq., Secretary
Patrick Byrne
Michael R. Cruise, Esq.
David Derauf, M.D.
Patrick Gardner, Esq.
Joyce Lee-Ibarra
Neal Milner
Nathan Nelson, Esq.
Blake Oshiro, Esq.
Garret Sugai

Co-Executive Directors

Victor Geminiani, Esq.
Gavin Thornton, Esq.

October 23, 2017

To The Members of the Hawaii State Legislature:

We are writing to express our gratitude and support for the Indigent Legal Assistance Fund (ILAF), created by the Legislature with the passage of Act 305 of the 1996 session. While Hawai'i Appleseed receives only a relatively small portion of the ILAF funds, ILAF and the other forms of financial assistance for legal services provided by the Legislature are absolutely critical for Hawai'i's well-being and the legal services community as a whole. These funds make an important and significant impact in helping ensure that we have a judicial system that is fair and accessible to all.

The need for legal assistance to low income individuals and families is well established. Hawai'i Appleseed and Hawai'i's other legal services organizations recognize the responsibility they have to use public funding as efficiently and effectively as possible to make a real difference in the lives of those we serve. To this end we are continuing to work in close partnership with the judiciary and the Hawai'i Justice Foundation in meeting the needs of low-income people in the state while ensuring full compliance with the requirements of the ILAF program. Some of the work of Hawai'i Appleseed is described below.

Improving Economic Opportunity for Low-Income Households: Hawai'i residents face serious financial pressures, which drive many into poverty. We have the highest housing costs in the nation and the lowest wages in the nation after accounting for cost of living. On top of that, low-income Hawai'i residents face the second highest state and local tax burden in the nation. Because of these pressures, nearly half of Hawai'i's residents are living paycheck to paycheck and 17 percent of residents live in poverty according to the federal Supplemental Poverty Measure.

We are identifying and pursuing policies that will create greater economic stability and increased prosperity for our state and its residents. For example, we spearheaded an effort to advocate for the creation of a state Earned Income Tax Credit (EITC), based on the federal EITC program, which is responsible for bringing more low-income children out of poverty than any other program in the nation. Thanks to the legislature's passage of the measure, thousands of low-income working families will keep more of their earnings so they can pay their rent, cover their bills, and put food on the table.

To further strengthen our state's economy and create greater capacity to identify policy changes that will more effectively and efficiently reduce poverty and inequality, we are creating a Hawai'i Budget & Policy Center (HBPC). The HBPC will provide high quality research and data analysis focused on the budget, tax and

119 Merchant St, Suite 605A
Honolulu, HI, 96813
(808) 587-7605
hiappleseed.org

related policy priorities, which will serve as a resource for the community and the legislature in creating policy that increases prosperity for all.

Addressing Hunger: We are teaming up with local hunger-focused organizations to create a coalition to fight hunger in Hawai'i. One in five children in Hawai'i is at risk of hunger. The work of the hunger coalition will ensure that Hawai'i residents have access to the nutritious food they need by, among other things, ensuring that we are making the most of federal resources such as SNAP (formerly known as food stamps), school meals, and summer meals. For example, in recent years Hawai'i has increased its SNAP participation rate by 11 percentage points, going from 49th in the nation to 33rd for SNAP participation. This increase has dramatically improved access to food for low-income households and boosted our local economy with an infusion of additional federal dollars. However, we still have room for improvement: our SNAP participation rate is still just 71 percent; only 11 percent of eligible children participate in the summer meals program; and we rank 47th in the nation for school breakfast participation. By continuing to improve in the areas, we can improve the health of Hawai'i and all its people while strengthening our local economy.


Affordable Housing: Seventy-five percent of families living in poverty spend more than half of their income on housing. Ninety-five percent of all Hawai'i residents view the lack of affordable housing as a very serious or important problem. We continue to analyze the multiple barriers to creating affordable rental housing for low and moderate income households, and to develop practical solutions to reduce housing costs. One example of our work is developing a policy recommendation and successfully pursuing a Honolulu County ordinance to allow development of accessory dwelling units (ADUs)—secondary dwellings built on a lot with an existing primary home. ADUs provide financial benefits to private homeowners while they contribute to alleviating our affordable housing shortage—building affordable housing without the need to use scarce government subsidies. In addition to this and other affordable housing policy efforts, we are advocating for the preservation of over a thousand affordable housing units at risk of becoming unaffordable for their residents.

Legal Representation:

While legal representation has become a much smaller part of Hawai'i Appleseed's work in recent years, we continue to pursue litigation where low-income families or other disadvantaged groups have no other viable recourse to obtain fair and equitable treatment. Hawaii Appleseed has achieved a number of important legal victories for low-income communities in Hawai'i. Examples of our work in this area include ensuring that low-income tenants have safe and habitable homes in which to raise their families, ensuring that children who become homeless are able to continue their education, and eliminating delays in the time it takes for families to receive critically needed food stamps.

In closing, we again want to thank the members of the legislature for their historical support for legal services for the low-income community. The ILAF program has done much to serve the needs of our most impoverished and it is being well-utilized for this purpose.

Aloha,



Gavin Thornton
Co-Executive Director

October 24, 2017

Dear Honorable Members of the 2018 Hawai'i State Legislature,

The Legal Aid Society of Hawai'i ("Legal Aid") wishes to express its sincere gratitude to the Honorable Members of the Hawai'i State Legislature for their passage of Act 180 of the 2011 Session, which increased funding to the Indigent Legal Assistance Fund ("ILAF"). As the largest and oldest legal service provider in the state, Legal Aid each year receives the largest percentage of ILAF funds. We are a Statewide organization --- the only law firm that has offices located on, and able to deliver legal services to, Oahu, Kauai, Moloka'i, Lana'i, Maui, and Hawai'i through locally based staff. With the assistance of ILAF, in FY17, Legal Aid closed over 6,877 cases providing assistance to indigent persons and seniors 60 years of age or older throughout Hawai'i.

Legal Aid's principal mission aims to substantially improve the lives of our clients by providing civil legal representation on crucial issues affecting their well-being. This includes removing clients and their children from abusive situations; fighting illegal evictions which can lead to homelessness; counseling and representation of those facing foreclosure; helping clients receive critical health benefits; helping families access programs such as unemployment compensation, Federal Supplemental Security Income, general assistance and food stamps; assisting with family reunification; and ensuring safety after human trafficking. The critical support we receive from ILAF helps us to provide this assistance.

ILAF support continues to be of vital importance to Legal Aid in maintaining services across the state. ILAF also helps to leverage federal funding for legal services. ILAF currently provides a match for our AmeriCorps, Victims of Crime project, and our intake hotline. Funding also supports our front-line staff in our branch offices throughout the state who work directly with and represent clients from Pahoehoe to Hanalei. The increase in ILAF monies has also provided greater stability and predictability in financial planning for legal services programs.

Legal Aid remains committed to providing quality legal assistance for low-income individuals and those eligible for free services under the Older Americans Act. We understand that ILAF monies are public dollars, and we take commensurate care to spend these funds properly and wisely to increase access to justice for our clients. Legal Aid prides itself on providing high quality work. We believe the assistance we provide greatly impacts the lives of our clients. One measure of our success is feedback received through client satisfaction surveys. On average, our clients rate our services as good or excellent in 80% of all cases, and the vast majority agrees that Legal Aid's services have helped to improve their lives.

One client shared, "Before I came to Legal Aid I... didn't know the rights I had. Also I was worried I wouldn't find an attorney I could afford to assist me with issues regarding child custody, TRO and child support. Legal Aid helped me with affording an attorney. Legal Aid really alleviated all the financial worries associated with my legal needs. In turn, all of my energy was spent on concentrating on my child custody case and not on the financial burden that is usually associated with

legal matters. Due to Legal Aid's help I had all my questions answered. They helped me understand the legal process that was ahead of me and assisted me with that process every step of the way. What I want people to know about Legal Aid is that Legal Aid helps people with their critical legal needs. They help you with understanding your rights and stand up for it."

Through ILAF funding, Legal Aid can continue to ensure that we meet the needs of Hawaii's low-income population.

We thank you again for your support.



M. Nalani Fujimori Kama
Executive Director
Legal Aid Society of Hawaii
924 Bethel Street
Honolulu, Hawaii 96813



Joseph Boivin, Jr.
Board Vice-President
Legal Aid Society of Hawaii
924 Bethel Street
Honolulu, Hawaii 96813



THE MEDIATION CENTER OF THE PACIFIC, INC.

Bringing People Together to Talk, Negotiate and Resolve Conflict Creatively

245 N. Kukui Street # 206, Honolulu, HI 96817 Tel: 521-6767 Fax: 538-1454 Email: mcp@mediatehawaii.org

BOARD OF DIRECTORS

October 18, 2017

PRESIDENT
Steve Holmberg

To: The Hawaii State Legislature
State Capitol
415 South Beretania Street

PAST PRESIDENT
Bruce McEwan

VICE PRESIDENT
Sidney K. Ayabe

From: Tracey S. Wiltgen, Executive Director
The Mediation Center of the Pacific
245 N. Kukui Street Suite 206
Honolulu, HI 96817

SECRETARY
Dee Dee Letts

TREASURER
Lee W. Erwin

DIRECTORS
Justice Simeon Acoba (Ret.)
Robert A. Alm
Jason Graves
Jessi L. K. Hall
Keith Hunter
John A. Morris
Judge Karen T. Nakasone
David Simons
Judge Michael Tanigawa

EMERITUS DIRECTORS
Cynthia T. Alm
Susan Lampe
Ruth Tschumy

BOARD OF ADVISORS
Ann Botticelli
Kellie Chun
Jerry Clay
Michael Erne
Dolores Foley
Jerry Rauckhorst
Larry Rodriguez

EXECUTIVE DIRECTOR
Tracey S. Wiltgen

The Board of Directors and staff of the Mediation Center of the Pacific (Mediation Center) are grateful to you for your continued support of increasing access to justice and the organizations who provide the direct services in this area. The Indigent Legal Assistance Funds (ILAF) have helped to provide critical support for the Mediation Center and other civil legal service providers to strengthen and grow services to members of Hawaii's indigent population.

The Mediation Center is one of the organizations that currently receives funds through ILAF to support the civil legal needs of Hawaii's low income population. The Mediation Center is a 501(c)(3) not for profit corporation that was founded in 1979 to provide Hawaii's people with high quality mediation and dispute resolution services that are affordable and accessible.

Mediation is a preferred process for helping parties resolve a broad array of disputes quickly and cost effectively. The mediation process is less stressful for the participants because it focuses on creative problem solving to meet the respective participants needs, rather than an adversarial process that is used in the legal system. The Mediation Center is the only organization on Oahu that offers mediation and dispute resolution services for people in the low income population.

Over the years, the number of cases managed by the Mediation Center has continued to grow. In Fiscal Year 2016-2017, the Mediation Center managed 1910 cases involving 4,238 people. 22% of those individuals were in the indigent population working through a broad variety of issues such as: divorce agreements; co-parenting plans; evictions; transition plans for elders; and more. 51% of the mediations overall, resulted in final agreements, eliminating the need for additional legal or court intervention. In some specific areas, the impact was even greater. For example, 65% of the domestic cases (divorce and custody matters) referred from Family Court resulted in written agreements.

In addition to reaching agreements, there are significant long-term benefits achieved through mediation. For example, a divorcing couple who works through the issues they need to agree on to finalize their divorce without fighting or going to court, will move on in their lives with less stress on themselves and their children. With a decrease in stress, they are less likely to suffer from health conditions and their children will perform better in school and adjust to their new lifestyle. Equally important, when couples work through their divorce themselves, they save money and therefore have more finances to support themselves and their children.

These long-term outcomes also result in economic savings for the State. A social and economic impact analysis conducted on the Mediation Center's statistics for the fiscal year ending on 6/30/16 showed that the total net value for the people of Hawaii resulting from the immediate and long-term impacts from the services provided by the Mediation Center during the year was \$7,444,000. This value was determined by assessing the fair market replacement cost of the mediation and dispute resolution services provided by the Mediation Center for the cases that were mediated or facilitated. These consequential benefits include savings in community supports costs, reductions in community medical care expenses, additional community income and taxation revenues from benefit programs, savings in housing and support costs for homeless families, and savings in community law enforcement, court systems, and other government agency costs. Thus, for Every \$1 invested in the Mediation Center's programs, \$8.76 is delivered in immediate and long-term consequential financial benefits to the citizens of Hawaii.


Thanks to the support of the ILAF funds, the Mediation Center continues to provide direct services, as well as create new programs to better meet the needs of Hawaii's people. For example, the Mediation Center is currently working on the development of an early access landlord-tenant mediation program. The focus of the program is to encourage landlords and tenants to mediate early, rather than waiting until the situation has escalated. In particular, the Mediation Center is reaching out to programs and people involved with the newly housed homeless. By educating these tenants and landlords to access mediation early, as soon as a problem arises, the hope is that more tenants will be able to remain in their units, rather than face eviction.

The Board of Directors and staff of the Mediation Center are grateful to the Legislature for your support that has enabled us to serve Hawaii's indigent and create programs that increase access to justice for all. We are committed to the continued growth of these services by partnering with the other organizations who serve Hawaii's poor, as well as the Judiciary and Hawaii Justice Foundation.

Sincerely,



Tracey S. Wiltgen
Executive Director



Native Hawaiian LEGAL CORPORATION

1164 Bishop Street, Suite 1205 • Honolulu, Hawai'i 96813 • www.nhlchi.org
Phone (808) 521-2302 • Fax (808) 537-4268



October 17, 2017

TO: Members of the 2017 Hawaii State Legislature

FROM: Moses K. N. Haia, III
Executive Director
Native Hawaiian Legal Corporation

RE: Indigent Legal Assistance Fee & Legal Services provided by the Native
Hawaiian Legal Corporation

Aloha Lawmakers:

Mahalo nui loa for your kokua in strengthening the Indigent Legal Assistance Fund. Your decision has had a significant beneficial effect on the provision of services to our constituents.

With your kōkua, the Native Hawaiian Legal Corporation has been able to respond more quickly and effectively to requests for help ranging from preventing families from losing their ancestral lands to proving their blood quantum to qualifying for a lease from the Department of Hawaiian Home Lands. This has also allowed us to take on and represent clients that we would have been forced to reject based on caseload and capacity.

As you well know legal representation is costly for many people but for the poor it is a make or break proposition – the difference between becoming homeless or hanging onto a Hawaiian Homestead residential lease. The safety net at this end of the economic spectrum is not as sturdy as one may think. It is especially frayed for Native Hawaiians as more than a century's worth of dispossession and marginalization has bred a level of distrust in the "western legal system".

Having celebrated its 43rd anniversary this year, NHLC is most grateful to the Legislature for its continuing efforts at increasing access to justice for Hawai'i's people. We at NHLC do not take your generosity for granted and are committed to working cooperatively with the Judiciary, fellow legal services providers and the Native Hawaiian communities to strengthen the future for our people. Please call me or email me if you have any questions.

Mahalo,

A handwritten signature in black ink, appearing to read "Moses K. N. Haia, III", with a stylized flourish at the end.

Moses K. N. Haia, III
Executive Director

(808) 521-2302
moses.haia@nhlchi.org

UNIVERSITY of HAWAII at MĀNOA
WILLIAM S. RICHARDSON
SCHOOL OF LAW



October 17, 2017

MEMORANDUM FOR: Hawai'i State Legislators
FROM: University of Hawai'i Elder Law Program
SUBJECT: Impact of Indigent Legal Assistance Fund

The University of Hawai'i Elder Law Program (UHELP) is most appreciative for the funding it receives through the Indigent Legal Assistance Program (ILAF). Without this supplemental funding, UHELP would not be able to accomplish its mission. UHELP is an integral part of the William S. Richardson School of Law but relies mainly on external funding to serve underserved older persons in our community on a year-round basis.

UHELP provides direct legal services to socially and economically needy older persons and veterans while it helps to serve the education and training needs of the next generation of lawyers. At the law school we educate law students in elder law by providing law students with law related experiences through UHELP and its elderly clients. In turn our needy elderly clients benefit from the legal services that the UHELP staff and law students provide under the supervision of UHELP's staff.

UHELP does not receive any direct appropriations from the state and we are thankful for your funding for the university and for the positive assistance provided by the ILAF funding for our direct legal services program. Currently UHELP receives its main funding from a grant under Title III of the Older Americans Act, which is administered through the Elderly Affairs Division of the City and County of Honolulu and from the ILAF grant. Through these grants, we work to enhance, protect and preserve the autonomy and independence of our elders. This fiscal year we anticipate a large reduction in funding from the City and County of Honolulu but we still plan to provide direct legal services, referral and advice to approximately 450 qualified elders and veterans as well as provide some continuing educational outreach and informational support to caregivers and their elderly care recipients.

With ILAF funding we hope to maintain our legal services to socially and economically needy elders and veterans as we face increased budgetary challenges. We will continue to work cooperatively with the Judiciary and the Hawaii Justice Foundation to ensure a smooth and efficient operation at UHELP. Thank you again for your support of access to justice for low-income residents through ILAF funding.

Most Respectfully,

A handwritten signature in black ink, reading "James H. Pietsch". The signature is written in a cursive style with a large, looped "P".

James H. Pietsch
Professor of Law and Director, UHELP



BOARD OF DIRECTORS

Ryan H. Engle
President

Trever Asam
Vice President

Miriah Holden
Secretary

Joanne C. Hoe
Treasurer

Peter W. Olson
Immediate Past President

Sidney K. Ayabe

Suzanne Chun Oakland

Tred R. Eyerly

Jessi Hall

Ryan K. Hew

David P. McCauley

Gary Singh

Sommerset Wong

Michelle D. Acosta
Executive Director

545 Queen Street, Suite 100
Honolulu, Hawaii 96813
Phone: (808) 528-7050
Fax: (808) 524-2147

www.vlsh.org



October 23, 2017

To: The Honorable Members of the Hawaii State Legislature

From: Michelle D. Acosta, Executive Director
Volunteer Legal Services Hawaii

Re: Indigent Legal Assistance Fund

On behalf of the Board of Directors, staff and those we serve at Volunteer Legal Services Hawaii ("Volunteer Legal"), thank you for the continued support for civil legal assistance to low-income and disadvantaged residents in our state.

The Indigent Legal Assistance Fund ("ILAF") remains a critical source of financial support for pro bono based civil legal assistance to those least able to afford and access professional legal help. Hawaii's institutional capacity to provide legal services to indigent persons in our state is strengthened by the pro bono work of attorneys. Volunteer Legal's pro bono program significantly extends the reach of legal aid programs to more persons in need with a broader range of legal services through coordination and collaboration with private attorneys.

Volunteer Legal engages volunteer attorneys experienced in various areas of law to provide meaningful assistance to qualified program participants. Though independent of the Hawaii State Bar Association, Volunteer Legal continues to enjoy a unique partnership with its member attorneys and the legal community at large. Volunteer Legal actively recruits volunteer attorneys, law students and paralegals through outreach efforts to law firms, solo practitioners, the William S. Richardson School of Law at the University of Hawaii, and the Hawaii Paralegal Association. Volunteer Legal also provides hands on experience and training to newly licensed attorneys through its Emerging Lawyer Program and offers continued legal training for those experienced attorneys needing to meet their required continuing legal education credits.

Each year, approximately 2,000 individuals are qualified to receive services through Volunteer Legal. Individuals are screened for income and asset eligibility as well as legal matter. The knowledgeable intake staff ensures that each qualified applicant is then paired with the appropriate volunteer attorney based on legal issue and level of service needed. These diverse needs are met through a continuum of services from intake and referral, to legal advice clinics, pro se guidance services, and referrals to volunteer attorneys for full representation.

Volunteer Legal is the administrative vehicle that allows for Hawaii residents in need to connect with legal professionals, without which many would go without access to meaningful legal assistance. People living in poverty or are at risk of poverty need legal assistance to resolve issues affecting their livelihood, housing, and family relations. Individuals in our State who are experiencing poverty or near poverty most often include children, elderly, disabled, veterans, rural residents, those recovering from homelessness or incarceration, and those with limited English capabilities. Access to civil legal services is intricately woven into the safety net of programs needed to effectively transition people out of poverty.

In 2016, Volunteer Legal serviced 2,100 individuals. Of that number, 65% had household incomes at or below 125% of the federal poverty guideline for the State of Hawaii. This amounted to a gross annual income of \$34,938 for a family of four and \$17,088 for an individual. In the same year, 20% of those served by Volunteer Legal were aged 65 years or older, and another 15% self-identified as having a disability. In all, Volunteer Legal assisted approximately 1,365 ILAF qualified individuals in 2016 in legal matters affecting child custody, bankruptcy, veterans benefits, landlord tenant issues, adoptions and guardianship, and estate planning.

ILAF funds are used to support staff salaries and benefits as well as program costs that directly ensure the quality and effectiveness of services being delivered to low-income persons. While ILAF does not compose a large percentage of Volunteer Legal's overall program budget, it does allow the organization to leverage other sources of funds from private foundations and donors.

The effectiveness of Volunteer Legal to act as the conduit between those in need of legal assistance and those with the tools to help is highly dependent on funds like ILAF. For these reasons, we thank the Hawaii State Legislature for its continued support of civil legal services to those who are in most need in our community.

Sincerely,

A handwritten signature in black ink, appearing to read "Michelle D. Acosta", written in a cursive style.

Michelle D. Acosta
Executive Director


Volunteer Legal Services Hawaii

**ANNUAL REPORT TO THE TWENTY-NINTH LEGISLATURE
2018 REGULAR SESSION**

ON

**ACT 103, SESSION LAWS OF HAWAI'I 2013
HRS § 571-46.4**

**A Report on the Number of Complaints Against
Court-Appointed Child Custody Evaluators**



Prepared by:

**Family Court
The Judiciary, State of Hawai'i**

December 2017

**ANNUAL REPORT TO THE TWENTY-NINTH LEGISLATURE
2018 REGULAR SESSION**

ON

**ACT 103, SESSION LAWS OF HAWAI'I 2013
HRS § 571-46.4**

**A Report on the Number of Complaints Against
Court-Appointed Child Custody Evaluators**

This report is respectfully submitted pursuant to Act 103, Session Laws of Hawai'i 2013, HRS § 571-46.4, which requires the Judiciary to submit an annual report regarding the number of complaints against court-appointed child custody evaluators.


The Family Court of the First Circuit received three Notices of Intent to File a Complaint Against a Private Child Custody Evaluator during the fiscal year ending June 30, 2017. None were submitted in the Second, Third, or Fifth Judicial Circuits during this period.

**ANNUAL REPORT TO THE TWENTY-NINTH LEGISLATURE
2018 REGULAR SESSION**

ON

**ACT 166, SESSION LAWS OF HAWAI'I 2016
Section 2**

A Report on FY 2017 Non-General Funds



Prepared by:

**Financial Services Department
Office of the Administrative Director
The Judiciary, State of Hawai'i**

December 2017

NON-GENERAL FUND INFORMATION PURSUANT TO HRS, SECTION 37-47

NAME OF FUND (1) PURPOSE (2)	LAW AUTHORIZING FUND (1)	CURRENT PROGRAM ACTIVITY WHICH FUND SUPPORTS (3)	BEG BALANCE (2018) (4)	PRIOR YEAR EXPENDITURES (2017) (5)	PRIOR YEAR REVENUE (2017) (6)	TRANSFER FROM FUNDS (7)	BEG ENCUMBERED BALANCE (2018) (8)
<u>Probation Services Special Fund (S-327)</u> The proceeds of the account shall be used to monitor, enforce, and collect fees, fines, restitution and other monetary obligations owed by defendants.	706-649, HRS	Probation Services	630,796	456,235	378,656	-	4,784
<u>Parent Education Special Fund (S-325)</u> Programs supported by the fund are intended to educate parents on the impact their separation will have on their children and to help separating parties avoid future litigious disputes. All divorcing parents and their children attend programs on each island.	607-5.6, HRS	Statewide Judiciary- Kid's First Program	214,908	119,203	120,294	-	26,972
<u>Spouse and Child Abuse Special Account (S-340)</u> The proceeds of the account shall be used for staff programs, and grants or purchases of service that support or provide spouse or child abuse intervention or prevention activities.	601-3.6, HRS	Statewide Judiciary- Family Courts	294,950	513,785	393,255	-	48,829
<u>Enhancing Child Abuse Victim Service (S-226) NEW</u> The Children's Justice Center (CJC) is utilizing VOCA Victim Assistance grant funds to improve the delivery of services for children who are victims of abuse and/or witnesses to crime; increase effective communication and enhance the delivery of direct services at CJC's statewide; procure furniture and equipment that facilitate the delivery of direct services; and provide minor building modifications of select CJC's to improve the program's ability to provide services to child victims.	42 U.S.C. 10603(a); and an act appropriating funds for the Department of Justice in the current fiscal year.	Office of the Administrative Director of the Courts	-	-	-	-	-
<u>Driver Education Training Fund (S-320)</u> To coordinate and administer a comprehensive traffic safety education and training program as a preventative and rehabilitative effort for both adult and juvenile traffic offenders.	286G-2, HRS	Statewide Judiciary- Driver Education Training	1,915,859	2,439,834	2,320,804	-	65,587
<u>Indigent Legal Assistance Fund (S-322)</u> To provide civil legal services for indigents.	Act 121/98 Act 131/01	Indigent parties involved in civil litigation	444,269	1,131,495	1,213,317	-	-
<u>Judiciary Computer System Special Fund (S-315)</u> For consulting and other related fees and expenses in selection, implementation, programming, and subsequent upgrades for a statewide computer system; and for purchase of hardware/software related to the system.	Act 203/96 , Act 299/99 Act 216/03, Act 230/04 Act 231/04	Judiciary Information Management System Users	2,389,400	5,144,247	5,295,038	-	629,208

NON-GENERAL FUND INFORMATION PURSUANT TO HRS, SECTION 37-47

NAME OF FUND (1) PURPOSE (2)	LAW AUTHORIZING FUND (1)	CURRENT PROGRAM ACTIVITY WHICH FUND SUPPORTS (3)	BEG BALANCE (2018) (4)	PRIOR YEAR EXPENDITURES (2017) (5)	PRIOR YEAR REVENUE (2017) (6)	TRANSFER FROM FUNDS (7)	BEG ENCUMBERED BALANCE (2018) (8)
<u>Supreme Court Law Library Revolving Fund (S-350)</u> To replace or repair lost, damaged, stolen, unreturned, or outdated books, serials, periodicals, and other library materials, or to support and improve library services.	601-3.5, HRS	Statewide Judiciary- Law Library Services	10,793	7,427	7,158	-	1,269
<u>Court Interpreting Services Revolving Fund (S-352)</u> To support Court Interpreting Services program's educational services and activities relating to training, screening, testing, and certification of court interpreters.	607-1.5, HRS	Statewide Judiciary- Court Interpreter Services	37,767	17,023	11,580	-	6,262
<u>Detention Home Donation Fund (T-902)</u> Trust fund established to support the detention services for detained juveniles. Revenues consist of donations.	N/A	Detention Home Operations	15,656	-	-	-	-
<u>Foreclosure Assistance Program (T-960)</u> Trust fund established for salaries of five temporary, exempt, professional legal staff positions to assist circuit court judges in processing foreclosure cases. Revenues come from an administrative trust account from the Department of the Attorney General's Foreclosure Assistance Program, created pursuant to a federal court consent judgment.	April 2012, Federal Consent Judgment between State of Hawaii and Bank of America, JP Morgan Chase, Wells Fargo, Citigroup, and Ally/GMAC	Statewide Judiciary- Foreclosure Assistance	94,534	165,004	1,151	-	4,764
<u>Temporary Deposits - Payroll Clearing (T-918)</u> Account established to temporarily hold reimbursements (i.e., overpayments), pending transfer to the State of Hawaii.	N/A	State of Hawaii	6,431	-	300	-	-
<u>Rental Trust Fund</u> Court ordered deposits are held in individual case subsidiary ledgers in the Trust Accounting System for landlord - tenant disputes over rent and will be disbursed per court ordered judgments.	666-21, HRS	N/A	2,164,928	924,237	1,464,044	-	-
<u>Family Court, 1st Circuit-Restitution FD (T-905)</u> This fund was established to account for donations to the Family Courts Juvenile Monetary Restitution Program.	N/A	Juvenile Client Services Branch, Intake and Probation Section, First Circuit	44,508	1,238	-	-	240
<u>Ka Maka O Ka Ihe (S-242)</u> Grant funds were used to implement a Veteran's Treatment Court that will serve felony and misdemeanor veteran offenders. The grant provided participants with services and treatment planning assistance for their identified individualized needs in a timely manner, as well as enabled the veterans in learning immediate accountability through assisting them with developing the skills necessary to live productive and responsible lives.	42 U.S.C. 3797u; and an act appropriating funds for the Department of Justice in the current fiscal year.	Circuit Court, First Circuit	64,074	17,820	81,627	-	-

NON-GENERAL FUND INFORMATION PURSUANT TO HRS, SECTION 37-47

NAME OF FUND (1) PURPOSE (2)	LAW AUTHORIZING FUND (1)	CURRENT PROGRAM ACTIVITY WHICH FUND SUPPORTS (3)	BEG BALANCE (2018) (4)	PRIOR YEAR EXPENDITURES (2017) (5)	PRIOR YEAR REVENUE (2017) (6)	TRANSFER FROM FUNDS (7)	BEG ENCUMBERED BALANCE (2018) (8)
<u>Big Island Veteran's Treatment Center (S-267)</u> Grant funds were used to build and maximize the capacity of a single jurisdiction drug court to: ensure that all offenders are identified and assessed for risk and need; ensure all substance abusing offenders receive targeted research-based and data-driven services; and enhance the provision of ancillary services that prevent recidivism such as individualized treatment, vocational and educational services and community reintegration services to achieve long-term recovery.	42 U.S.C. 3797u(a) (BJA-Drug Courts)	Veteran's Treatment Center, Third Circuit	69	121,593	126,501	-	4,908
<u>National Criminal History Improvement Program (NCHIP) Project III (S-240)</u> This federal grant has been in existence since 1995, and more recently, under the enactment of the Crime Identification Technology Act (CITA) of 1998, funds have been set aside under NCHIP to continue the states' efforts to improve their criminal history system.	Public Law 105-251, the Crime Identification Technology Act of 1998 (codified at 42 U.S.C. 14601 et seq.); 42 U.S.C. 3732.	Judiciary Statewide, All Courts	2	28,921	28,921	-	-
<u>Maui/Molokai Drug Court Program (S-248)</u> The goal of drug courts is to engage individuals in substance abuse treatment, successfully intervene in the addiction, and end the cycle of recidivism. The goal of the Maui/Molokai Drug Court is to improve outcomes for alcohol and other drug addicted individuals in the courts through justice system collaboration, thereby: 1. Enhancing public safety; 2. Ensuring participant accountability; and 3. Reducing overall long-term costs to society. Successful drug court initiatives also improve the quality of life for addicted offenders, their families, and communities.	Subpart 1 of part E of title I of the Omnibus Crime Control and Safe Streets Act of 1968, as amended (42 U.S.C. 3751-3759). Consolidated Appropriations Act, 2008, Public Law 110-161. Public Law 109-162, Title XI, Department of Justice Reauthorization, Subtitle B, Improving the Department of Justice's Grant Programs, Chapter 1, Assisting Law Enforcement and Criminal Justice Agencies, Section 1111. Merger of Byrne Grant Program and Local Law Enforcement Block Grant Program. And, an act appropriating funds for the Department of Justice in the current fiscal year.	Maui/Molokai Drug Court	-	1	-	-	-

NON-GENERAL FUND INFORMATION PURSUANT TO HRS, SECTION 37-47

NAME OF FUND (1) PURPOSE (2)	LAW AUTHORIZING FUND (1)	CURRENT PROGRAM ACTIVITY WHICH FUND SUPPORTS (3)	BEG BALANCE (2018) (4)	PRIOR YEAR EXPENDITURES (2017) (5)	PRIOR YEAR REVENUE (2017) (6)	TRANSFER FROM FUNDS (7)	BEG ENCUMBERED BALANCE (2018) (8)
<u>Conducting A Safety Assessment (S-261)</u> To promote safety for victims of domestic violence in the City and County of Honolulu.	Omnibus Crime Control and Safe Streets Act of 1968, Public Law 90-351, as added by the Violence Against Women Act of 1994, Public Law 103-322, 42 U.S.C. 3796gg et seq., as amended by Violence Against Women Reauthorization Act of 2013; P.L. No. 113-4., as amended by Violence Against Women and Department of Justice Reauthorization Act of 2005; P.L. No. 109-162, as amended by Violence Against Women Act of 2000; P.L. No. 106-386.	Family Court, First Circuit	-	8,341	8,341	-	-
<u>Effective Intervention for Batterers (S-282)</u> To promote victim safety by increasing offending accountability, and to improve the response of the criminal justice system for Chuukese offenders in domestic violence cases.	Omnibus Crime Control and Safe Streets Act of 1968, Public Law 90-351, as added by the Violence Against Women Act of 1994, Public Law 103-322, 42 U.S.C. 3796gg-5 et seq., as amended by Violence Against Women Reauthorization Act of 2013; P.L. No. 113-4., as amended by Violence Against Women and Department of Justice Reauthorization Act of 2005; P.L. No. 109-162, as amended by Violence Against Women Act of 2000; P.L. No. 106-386.	Family Court, First Circuit	-	10,512	9,537	-	-

NON-GENERAL FUND INFORMATION PURSUANT TO HRS, SECTION 37-47

NAME OF FUND (1) PURPOSE (2)	LAW AUTHORIZING FUND (1)	CURRENT PROGRAM ACTIVITY WHICH FUND SUPPORTS (3)	BEG BALANCE (2018) (4)	PRIOR YEAR EXPENDITURES (2017) (5)	PRIOR YEAR REVENUE (2017) (6)	TRANSFER FROM FUNDS (7)	BEG ENCUMBERED BALANCE (2018) (8)
<u>Officer Training & Proficiency Measurements for Hawaii's Offender Management Information System (S-281)</u> Expand the State's capacity to analyze statistical data on its evidence based practices (EBPs) in the community supervision of criminal offenders, through the expansion of the Judiciary Information Management System via the addition of data collection, analysis, and reporting capabilities for assessing probation and parole officers' training and proficiency levels with respect to EBPs.	Omnibus Crime Control and Safe Streets Act of 1968, as amended; 42 U.S.C. 3732.	Circuit Court, First Circuit	-	36,200	24,800	-	-
<u>Language Access in the Courts Enhancement (LACE) (S-284)</u> To facilitate the provision of language access services that provide meaningful access to the courts for Limited English Proficiency (LEP) defendants and witnesses. This project will focus on improving the Judiciary's ability to facilitate access to justice for Hawaii's immigrant and LEP criminal justice populations.	Subpart 1 of part E of title I of the Omnibus Crime Control and Safe Streets Act of 1968, as amended (42 U.S.C. 3751-3759). Consolidated Appropriations Act, 2008, Public Law 110-161. Public Law 109-162, Title XI, Department of Justice Reauthorization, Subtitle B, Improving the Department of Justice's Grant Programs, Chapter 1, Assisting Law Enforcement and Criminal Justice Agencies, Section 1111. Merger of Byrne Grant Program and Local Law Enforcement Block Grant Program. And, an act appropriating funds for the Department of Justice in the current fiscal year.	Office of Equality & Access to the Courts	-	-	-	-	-

NON-GENERAL FUND INFORMATION PURSUANT TO HRS, SECTION 37-47

NAME OF FUND (1) PURPOSE (2)	LAW AUTHORIZING FUND (1)	CURRENT PROGRAM ACTIVITY WHICH FUND SUPPORTS (3)	BEG BALANCE (2018) (4)	PRIOR YEAR EXPENDITURES (2017) (5)	PRIOR YEAR REVENUE (2017) (6)	TRANSFER FROM FUNDS (7)	BEG ENCUMBERED BALANCE (2018) (8)
<u>Safety During Visitation (S-288)</u> To promote victim safety during supervised child visitation and safe exchanges. The First Circuit Court will plan and convene a workshop for the Judiciary contracted providers of supervised child visitation and safe exchange services in the State. The Judiciary also will develop training for the Family Court Symposium on supervised child visitation and safe exchange issues, concerns, and best practices.	Omnibus Crime Control and Safe Streets Act of 1968, Public Law 90-351, as added by the Violence Against Women Act of 1994, Public Law 103-322, 42 U.S.C. 3796gg et seq., as amended by Violence Against Women Reauthorization Act of 2013; P.L. No. 113-4., as amended by Violence Against Women and Department of Justice Reauthorization Act of 2005; P.L. No. 109-162, as amended by Violence Against Women Act of 2000; P.L. No. 106-386.	Family Court, First Circuit	-	40,136	40,136	-	-
<u>Reporting Center (S-245)</u> This grant provides an alternative to secured detention for youth who are on status with the courts and at risk of being placed in the Juvenile Detention Facility.	Title II, Part B Formula Grant Program, Sections 221-223, and 42 U.S.C. Sections 5631-5633 of the Juvenile Justice and Delinquency Prevention Act of 2002.	Family Court, First Circuit	5,000	20,000	20,000	-	-
<u>Driving While Impaired Court (DWI) Program (S-290)</u> The purpose of the DWI Court grants has been to establish, implement and operate a DWI Court Program in Honolulu. DWI Courts were created nationwide to address repeat drunk driving offenders who are overrepresented in fatal crashes. The DWI Court Program provides offenders with comprehensive court-supervised treatment opportunities and resources to successfully complete rehabilitation with the goal to reduce individual recidivism rates, societal financial burdens, and protect our community.	Highway Safety Act of 1998 as amended, 23 U.S.C 164.	District Court, First Circuit	-	91,510	99,791	-	8,281

NON-GENERAL FUND INFORMATION PURSUANT TO HRS, SECTION 37-47

NAME OF FUND (1) PURPOSE (2)	LAW AUTHORIZING FUND (1)	CURRENT PROGRAM ACTIVITY WHICH FUND SUPPORTS (3)	BEG BALANCE (2018) (4)	PRIOR YEAR EXPENDITURES (2017) (5)	PRIOR YEAR REVENUE (2017) (6)	TRANSFER FROM FUNDS (7)	BEG ENCUMBERED BALANCE (2018) (8)
<u>Judicial Education - Impaired Driving II (S-279)</u> To train Hawaii state judges to learn about the latest developments in highway safety, case adjudication, and judicial techniques so they may better manage the growing demands for efficient court administration.	Moving Ahead for Progress in the 21st Century (P.L. 112-141), Title I- Motor Vehicle and Highway Safety Improvement Act of 2012, Section 31105, Public Law 112-141.	Office of the Administrative Director of the Courts	-	-	-	-	-
<u>Judicial Education - Impaired Driving II (S-225) NEW</u> To train Hawaii state judges to learn about the latest developments in highway safety, case adjudication, and judicial techniques so they may better manage the growing demands for efficient court administration.	Moving Ahead for Progress in the 21st Century (P.L. 112-141), Title I- Motor Vehicle and Highway Safety Improvement Act of 2012, Section 31105, Public Law 112-141.	Office of the Administrative Director of the Courts	-	-	-	-	-
<u>DWI Court, First Circuit V (S-280)</u> The purpose of the DWI Court grants has been to establish, implement and operate a DWI Court Program in Honolulu. DWI Courts were created nationwide to address repeat drunk driving offenders who are overrepresented in fatal crashes. The DWI Court Program provides offenders with comprehensive court-supervised treatment opportunities and resources to successfully complete rehabilitation with the goal to reduce individual recidivism rates, societal financial burdens, and protect our community.	Moving Ahead for Progress in the 21st Century (P.L. 112-141), Title I- Motor Vehicle and Highway Safety Improvement Act of 2012, Section 31105, Public Law 112-141.	District Court, First Circuit	-	71,617	71,617	-	-
<u>Judiciary Electronic Citation Traffic Record (S-221)</u> To modify the system workflow of the Judiciary's Traffic Violations Bureau in the First and Second Circuits to receive electronic citations during the State's pilot projects, thereby reducing paper transport delays and increasing accuracy of data entry.	U.S. Department of Transportation, FY 2017 Highway Safety Grant Program, through the Hawaii Department of Transportation.	District Court, First and Second Circuits	-	8,756	8,756	-	-
<u>Courthouse Security Surveillance System (S-269)</u> Design phase of the Ali'iolani Hale and Kapu'iwa Building Camera Surveillance System. Development of design of the camera and recording system based on pre-design assessment; preparation of construction documents for bidding and construction, including technical drawings, specifications, and commissioning documents; completion/update of site topographic survey data and any other submissions from the pre-design assessment.	Homeland Security Act of 2002, Public Law 107-296; Department of Homeland Security Appropriations Act of 2016, Public Law 114-4.	Intermediate Court of Appeals	-	226	226	-	-

NON-GENERAL FUND INFORMATION PURSUANT TO HRS, SECTION 37-47

NAME OF FUND (1) PURPOSE (2)	LAW AUTHORIZING FUND (1)	CURRENT PROGRAM ACTIVITY WHICH FUND SUPPORTS (3)	BEG BALANCE (2018) (4)	PRIOR YEAR EXPENDITURES (2017) (5)	PRIOR YEAR REVENUE (2017) (6)	TRANSFER FROM FUNDS (7)	BEG ENCUMBERED BALANCE (2018) (8)
<u>Courthouse Security Surveillance System II (S-289)</u> This grant is to increase courthouse security and ensure the safety of court staff, judicial officers, court users, and the general public at Ali'iolani Hale and Kapuaiwa Building. Construction (Phase I) for the Intermediate Court of Appeals offices on the 2nd floor of the Kapuaiwa Building includes abatement of hazardous materials and installation of concealed communication horizontal network cabling system, interior and exterior I.P. network surveillance digital cameras (20-25 total), a dedicated server, miscellaneous hardware, and software devices.	Homeland Security Act of 2002, Public Law 107-296; Department of Homeland Security Appropriations Act of 2016, Public Law 114-4.	Intermediate Court of Appeals	-	-	-	-	-
<u>Workload Study & Workflow Assessments of Court Operations Staff (First Circuit) (T-965)</u> This grant provided for a court operations staff workload and workflow assessment study for the First Circuit Court.	State Justice Authorization Act of 1984 (42 U.S.C. 10701 et seq.) State Justice Reauthorization Act of 2004 (P.L. 108-372)	First Circuit Court	-	49,145	49,145	-	-
<u>He Lei Keiki - Wreath of Our Children (S-275)</u> The Family Drug Court (FDC) established a Zero to Three track to focus on families with children in the zero to three age range and their siblings. While the FDC will work to expedite and provide appropriate services for parents, this track will also focus on ensuring that these very young children get the services and interactions that they need to provide them with the skills to be successful regardless of whether they are reunified or adopted. The project goals are: 1-Enhance access to appropriate services for children who are abused or neglected to ensure long term success for the children, and 2-Develop and provide training to family centered teams to address the needs of the children during reunification, and include providers, court staff, parents and foster parents in that effort.	Children's Health Act of 2000, Section 520 A-J,581,582, Public Law 106-310; Public Health Service Act, Title V, Section 509; 516, 42 U.S.C 290bb.	Hawaii Zero To Three Program	34,893	112,495	149,186	-	1,798

NON-GENERAL FUND INFORMATION PURSUANT TO HRS, SECTION 37-47

NAME OF FUND (1) PURPOSE (2)	LAW AUTHORIZING FUND (1)	CURRENT PROGRAM ACTIVITY WHICH FUND SUPPORTS (3)	BEG BALANCE (2018) (4)	PRIOR YEAR EXPENDITURES (2017) (5)	PRIOR YEAR REVENUE (2017) (6)	TRANSFER FROM FUNDS (7)	BEG ENCUMBERED BALANCE (2018) (8)
<u>Access and Visitation XVIII (S-274)</u> The Access and Visitation Grant is a formula grant, administered through the U.S. Department of Health and Human Services, which provides funding to the states and territories to establish and administer programs which support and facilitate non-custodial parents' access to and visitation with their children. This grant has been awarded to the First Circuit Family Court since 1997. Funds have been used to provide supervised child visitation and safe exchanges to families with a history of domestic violence on the islands of Hawaii and Oahu.	Social Security Act, Title IV, Part D, Section 469B, Public Law 104-193.	Family Court, First Circuit	-	-	-	-	-
<u>Access and Visitation XX (S-224) NEW</u> The Access and Visitation Grant is a formula grant, administered through the U.S. Department of Health and Human Services, which provides funding to the states and territories to establish and administer programs which support and facilitate non-custodial parents' access to and visitation with their children. This grant has been awarded to the First Circuit Family Court since 1997. Funds have been used to provide supervised child visitation and safe exchanges to families with a history of domestic violence on the islands of Hawaii and Oahu.	Social Security Act, Title IV, Part D, Section 469B, Public Law 104-193.	Family Court, First Circuit	-	58,337	58,337	-	-
<u>State Access and Visitation Program XIX (S-283)</u> The Access and Visitation Grant is a formula grant, administered through the U.S. Department of Health and Human Services, which provides funding to the states and territories to establish and administer programs which support and facilitate non-custodial parents' access to and visitation with their children. This grant has been awarded to the First Circuit Family Court since 1997. Funds have been used to provide supervised child visitation and safe exchanges to families with a history of domestic violence on the islands of Hawaii and Oahu.	Social Security Act, Title IV, Part D, Section 469B, Public Law 104-193.	Family Court, First Circuit	-	44,200	44,200	-	-
<u>Court Improvement Training Program VI (S-223)</u> This grant was created to increase child welfare expertise within the legal community and facilitate cross-training opportunities among agencies, courts, and other key stakeholders.	Social Security Act, Title IV-B, Part 2, Section 438	Family Court, First Circuit	-	3	-	-	-
<u>Court Improvement Training Program VII (S-238)</u> This grant was created to increase child welfare expertise within the legal community and facilitate cross-training opportunities among agencies, courts, and other key stakeholders.	Social Security Act, Title IV-B, Part 2, Section 438	Family Court, First Circuit	-	1	-	-	-

NON-GENERAL FUND INFORMATION PURSUANT TO HRS, SECTION 37-47

NAME OF FUND (1) PURPOSE (2)	LAW AUTHORIZING FUND (1)	CURRENT PROGRAM ACTIVITY WHICH FUND SUPPORTS (3)	BEG BALANCE (2018) (4)	PRIOR YEAR EXPENDITURES (2017) (5)	PRIOR YEAR REVENUE (2017) (6)	TRANSFER FROM FUNDS (7)	BEG ENCUMBERED BALANCE (2018) (8)
<u>Court Improvement Training Program VIII (S-256)</u> This grant was created to increase child welfare expertise within the legal community and facilitate cross-training opportunities among agencies, courts, and other key stakeholders.	Social Security Act, Title IV-B, Part 2, Section 438	Family Court, First Circuit	-	306	-	-	-
<u>Court Improvement Data Sharing Program IX (S-278)</u> This grant was created to facilitate state court data collection and analysis and promote data sharing between state courts and child welfare agencies.	Social Security Act, Title IV-B, Part 2, Section 438	Statewide Judiciary, Family Court	1	67,500	67,500	-	-
<u>Court Improvement Training Program X (S-277)</u> This grant was created to increase child welfare expertise within the legal community and facilitate cross-training opportunities among agencies, courts, and other key stakeholders.	Social Security Act, Title IV-B, Part 2, Section 438	Statewide Judiciary, Family Court	-	68,279	68,279	-	-
<u>Court Improvement Data Sharing Program X (S-287)</u> This grant was created to facilitate state court data collection and analysis and promote data sharing between state courts and child welfare agencies.	Social Security Act, Title IV-B, Part 2, Section 438	Family Court, First Circuit	-	32,500	32,500	-	-
<u>Court Improvement Training Program XI (S-286)</u> This grant was created to increase child welfare expertise within the legal community and facilitate cross-training opportunities among agencies, courts, and other key stakeholders.	Social Security Act, Title IV-B, Part 2, Section 438	Family Court, First Circuit	9,846	8,028	17,874	-	-
<u>Court Improvement Program XVIII (S-237)</u> This grant enables state courts to conduct assessments of the role, responsibilities, and effectiveness of state courts in carrying out state laws relating to child welfare proceedings (i.e., foster care and adoption). It also allows state courts to make improvements to provide for the safety, well-being, and permanence of children in foster care and assist in the implementation of Program Improvement Plans (PIPs) as a result of the Child and Family Services and Title IV-E Foster Care Eligibility Review (CFSR).	Social Security Act, Title IV-B, Part 2, Section 438	Family Court, First Circuit	-	-	-	-	-
<u>Court Improvement Program XXI (S-276)</u> This grant enables state courts to conduct assessments of the role, responsibilities and effectiveness of state courts in carrying out state laws relating to child welfare proceedings (i.e., foster care and adoption). It also allows state courts to make improvements to provide for the safety, well-being, and permanence of children in foster care and assist in the implementation of PIPs as a result of the CFSR.	Social Security Act, Title IV-B, Part 2, Section 438.	Statewide Judiciary, Family Court	-	30,442	30,442	-	-

NON-GENERAL FUND INFORMATION PURSUANT TO HRS, SECTION 37-47

NAME OF FUND (1) PURPOSE (2)	LAW AUTHORIZING FUND (1)	CURRENT PROGRAM ACTIVITY WHICH FUND SUPPORTS (3)	BEG BALANCE (2018) (4)	PRIOR YEAR EXPENDITURES (2017) (5)	PRIOR YEAR REVENUE (2017) (6)	TRANSFER FROM FUNDS (7)	BEG ENCUMBERED BALANCE (2018) (8)
<u>Court Improvement Program XXII (S-285)</u> This grant enables state courts to conduct assessments of the role, responsibilities, and effectiveness of state courts in carrying out state laws relating to child welfare proceedings (i.e., foster care and adoption). It also allows state courts to make improvements to provide for the safety, well-being, and permanence of children in foster care and assist in the implementation of PIPs as a result of the CFSR.	Social Security Act, Title IV-B, Part 2, Section 438	Family Court, First Circuit	12,922	49,191	62,114	-	-
<u>Court Improvement Program XXIII (S-222) NEW</u> This grant enables state courts to conduct assessments of the role, responsibilities, and effectiveness of state courts in carrying out state laws relating to child welfare proceedings (i.e., foster care and adoption). It also allows state courts to make improvements to provide for the safety, well-being, and permanence of children in foster care and assist in the implementation of PIPs as a result of the CFSR.	Social Security Act, Title IV-B, Part 2, Section 438.	Family Court, First Circuit	-	-	-	-	-
<u>Juvenile Detention Alternative Initiative (T-962)</u> When the Annie E. Casey Foundation (AECF) launched JDAI as a pilot project in the early 1990s, overreliance on detention was widespread and growing nationwide. Using a model rooted in eight core strategies, JDAI proved effective in helping participating jurisdictions safely reduce their detention populations. This grant was awarded to the Hawaii State Judiciary to support replication of the JDAI and coordinate the implementation of the JDAI's eight core strategies in Hawaii.	N/A	Juvenile Detention	953	3,397	-	-	500
<u>Juvenile Detention Alternatives Initiative III (T-954)</u> When the AECF launched JDAI as a pilot project in the early 1990s, overreliance on detention was widespread and growing nationwide. Using a model rooted in eight core strategies, JDAI proved effective in helping participating jurisdictions safely reduce their detention populations. This grant was awarded to the Hawaii State Judiciary to support replication of the JDAI and coordinate the implementation of the JDAI's eight core strategies in Hawaii.	N/A	Juvenile Detention	1,993	-	-	-	-

NON-GENERAL FUND INFORMATION PURSUANT TO HRS, SECTION 37-47

NAME OF FUND (1) PURPOSE (2)	LAW AUTHORIZING FUND (1)	CURRENT PROGRAM ACTIVITY WHICH FUND SUPPORTS (3)	BEG BALANCE (2018) (4)	PRIOR YEAR EXPENDITURES (2017) (5)	PRIOR YEAR REVENUE (2017) (6)	TRANSFER FROM FUNDS (7)	BEG ENCUMBERED BALANCE (2018) (8)
<u>Juvenile Detention Alternatives Initiative IV (T-959)</u> When the AECF launched JDAI as a pilot project in the early 1990s, overreliance on detention was widespread and growing nationwide. Using a model rooted in eight core strategies, JDAI proved effective in helping participating jurisdictions safely reduce their detention populations. This grant was awarded to the Hawaii State Judiciary to support replication of the JDAI and coordinate the implementation of the JDAI's eight core strategies in Hawaii.	N/A	Juvenile Detention	-	-	-	-	-
<u>Juvenile Detention Alternative Initiative VI (T-967)</u> When the AECF launched JDAI as a pilot project in the early 1990s, overreliance on detention was widespread and growing nationwide. Using a model rooted in eight core strategies, JDAI proved effective in helping participating jurisdictions safely reduce their detention populations. This grant was awarded to the Hawaii State Judiciary to support replication of the JDAI and coordinate the implementation of the JDAI's eight core strategies in Hawaii.	N/A	Statewide Judiciary-Family Courts	2,882	22,118	-	-	-
<u>Juvenile Detention Alternatives Initiative (T-980)</u> When the AECF launched JDAI as a pilot project in the early 1990s, overreliance on detention was widespread and growing nationwide. Using a model rooted in eight core strategies, JDAI proved effective in helping participating jurisdictions safely reduce their detention populations. This grant was awarded to the Hawaii State Judiciary to support replication of the JDAI and coordinate the implementation of the JDAI's eight core strategies in Hawaii.	N/A	Statewide Judiciary-Family Courts	-	-	-	-	-
<u>Mental Health Training (T-966)</u> To support costs associated with the Mental Health Training Curriculum for Juvenile Justice (MHTC-JJ) Train the Trainer session; the MHTC-JJ practice session; and the MHTC-JJ site trainings.	N/A	Family Court, First Circuit	-	1,506	-	-	-

Note:


1) Bond Conveyance or Other Related Bond Obligations, Bond Proceeds, Certificates of Deposit, Escrow Accounts, and Other Investments are not applicable to the Judiciary.

**ANNUAL REPORT TO THE TWENTY-NINTH LEGISLATURE
2018 REGULAR SESSION**

ON

**ACT 233, SESSION LAWS OF HAWAI'I 2016
Section 3**

**A Report on FY 2017 Repair and Maintenance
In Judiciary-owned Facilities**



Prepared by:

**Judiciary Capital Improvement Projects Office
Planning and Policy Department
The Judiciary, State of Hawai'i**

December 2017

FY 16 and FY 17 ROUTINE REPAIR AND MAINTENANCE REPORT
THE JUDICIARY: First Circuit

						Budgeted FY 16		Actual FY 16		Variance FY 16				Budgeted FY 17		Actual FY 17		Variance FY 17				Comments
Prog ID/Org	Island	State Owned Bldg/Facil/Other	Cost Element (A, B, C)	Type of Facility	MOF	FTE	Amount	FTE	Amount	FTE	Amount	% FTE	% Amount	FTE	Amount	FTE	Amount	FTE	Amount	% FTE	% Amount	
JUD 310	Oahu	Kaahumanu Hale	A Personal Services	O	A	75.00	2,787,342	75.00	2,889,200	0.00	101,858	0.00%	3.65%	75.00	2,903,309	74.00	2,970,711	-1.00	67,402	-1.33%	2.32%	First Circuit's Circuit Court fiscal office pays for Facilities' management personal services which covers the following buildings: Kaahumanu Hale; Kauikeaouli Hale; Abner Paki Hale; Ronald Moon Jud Complex; Juvenile Detention Facility and Aliiolani Bldg. Actual amounts include overtime.
JUD 310	Oahu	Kaahumanu Hale	B Other Current Exp	O	A	0.00	816,460	0.00	1,040,055	0.00	223,595	#DIV/0!	27.39%	0.00	816,460		942,470	0.00	126,010	#DIV/0!	15.43%	There are some building service agreements for which the First Circuit's Circuit Court fiscal office pays for that covers all Judiciary properties on Oahu, including Supreme Court and Kapuaiwa buildings. These all encompassing contracts include air conditioning maintenance, and contracted janitorial and landscaping services. These types of contracts make it difficult to allocate specific amounts from the total contract amount to specific buildings. <i>*note: FY16 budgeted (659,411.04) and actual (516,500) amounts were</i>
JUD 310	Oahu	Kaahumanu Hale	C Equipment	O	A	0.00	0	0.00	161,879	0.00	161,879	#DIV/0!	#DIV/0!	0.00	0	0.00	0	0.00	0	#DIV/0!	#DIV/0!	
JUD 310	Oahu	Kauikeaouli Hale	A Personal Services	O	A					0.00	0	#DIV/0!	#DIV/0!					0.00	0	#DIV/0!	#DIV/0!	See comments on Kaahumanu Hale
JUD 310	Oahu	Kauikeaouli Hale	B Other Current Exp	O	A	0.00	89,680	0.00	52,790	0.00	-36,890	#DIV/0!	-41.14%	0.00	89,680	0.00	232,466	0.00	142,786	#DIV/0!	159.22%	District Court's Fiscal office pays and budget for Kauikeaouli Hale; Ewa-Pearl City and Abner Paki Hale buildings.
JUD 310	Oahu	Kauikeaouli Hale	C Equipment	O	A	0.00	0	0.00	0	0.00	0	#DIV/0!	#DIV/0!	0.00	0	0.00	0	0.00	0	#DIV/0!	#DIV/0!	
JUD 310	Oahu	Abner Paki Hale	A Personal Services	O	A					0.00	0	#DIV/0!	#DIV/0!					0.00	0	#DIV/0!	#DIV/0!	See comments on Kaahumanu Hale
JUD 310	Oahu	Abner Paki Hale	B Other Current Exp	O	A	0.00	0	0.00	143,067	0.00	143,067	#DIV/0!	#DIV/0!	0.00	0	0.00	32,127	0.00	32,127	#DIV/0!	#DIV/0!	See comments on Kauikeaouli Hale
JUD 310	Oahu	Abner Paki Hale	C Equipment	O	A	0.00	0	0.00	0	0.00	0	#DIV/0!	#DIV/0!	0.00	0	0.00	0	0.00	0	#DIV/0!	#DIV/0!	

FY 16 and FY 17 ROUTINE REPAIR AND MAINTENANCE REPORT
THE JUDICIARY: First Circuit

						Budgeted FY 16		Actual FY 16		Variance FY 16				Budgeted FY 17		Actual FY 17		Variance FY 17				Comments
Prog ID/Org	Island	State Owned Bldg/Facil/Other	Cost Element (A, B, C)	Type of Facility	MOF	FTE	Amount	FTE	Amount	FTE	Amount	% FTE	% Amount	FTE	Amount	FTE	Amount	FTE	Amount	% FTE	% Amount	
JUD 310	Oahu	Ewa-Pearl City Court	A Personal Services	O	A	0.00	0	0.00	0	0.00	0	#DIV/0!	#DIV/0!	0.00	0	0.00	0	0.00	0	#DIV/0!	#DIV/0!	See comments on Kaahumanu Hale
JUD 310	Oahu	Ewa-Pearl City	B Other Current Exp	O	A	0.00	0	0.00	5,549	0.00	5,549	#DIV/0!	#DIV/0!	0.00	0	0.00	1,216	0.00	1,216	#DIV/0!	#DIV/0!	See comments on Kauikeaouli Hale
JUD 310	Oahu	Ewa-Pearl City	C Equipment	O	A	0.00	0	0.00	0	0.00	0	#DIV/0!	#DIV/0!	0.00	0	0.00	0	0.00	0	#DIV/0!	#DIV/0!	
JUD 310	Oahu	Ronald T.Y. Moon Judiciary Complex	A Personal Services	O	A					0.00	0	#DIV/0!	#DIV/0!					0.00	0	#DIV/0!	#DIV/0!	See comments in Kaahumanu Hale
JUD 310	Oahu	Ronald T.Y. Moon Judiciary Complex	B Other Current Exp	O	A	0.00	352,176	0.00	161,569	0.00	-190,607	#DIV/0!	-54.12%	0.00	352,176	0.00	198,680	0.00	-153,496	#DIV/0!	-43.59%	Family Court's Fiscal office pays and budget for Ronald Moon Jud Complex;Juvenile detention Facility; Hale Maluhia and Home Hilinai buildings.
JUD 310	Oahu	Ronald T.Y. Moon Judiciary Complex	C Equipment	O	A	0.00	0	0.00	0	0.00	0	#DIV/0!	#DIV/0!	0.00	0	0.00	0	0.00	0	#DIV/0!	#DIV/0!	
JUD 310	Oahu	Juvenile Detention Facility	A Personal Services	O	A					0.00	0	#DIV/0!	#DIV/0!					0.00	0	#DIV/0!	#DIV/0!	See comments on Kaahumanu Hale
JUD 310	Oahu	Juvenile Detention Facility	B Other Current Exp	O	A	0.00	0	0.00	15,144	0.00	15,144	#DIV/0!	#DIV/0!	0.00	0	0.00	27,933	0.00	27,933	#DIV/0!	#DIV/0!	See comments on Ronald Moon Jud Complex
JUD 310	Oahu	Juvenile Detention Facility	C Equipment	O	A	0.00	0	0.00	0	0.00	0	#DIV/0!	#DIV/0!	0.00	0	0.00	304	0.00	304	#DIV/0!	#DIV/0!	
JUD 310	Oahu	Hale Maluhia	A Personal Services	O	A					0.00	0	#DIV/0!	#DIV/0!					0.00	0	#DIV/0!	#DIV/0!	See comments on Kaahumanu Hale
JUD 310	Oahu	Hale Maluhia	B Other Current Exp	O	A	0.00	0	0.00	2,304	0.00	2,304	#DIV/0!	#DIV/0!	0.00	0	0.00	2,505	0.00	2,505	#DIV/0!	#DIV/0!	See comments on Ronald Moon Jud Complex
JUD 310	Oahu	Hale Maluhia	C Equipment	O	A	0.00	0	0.00	0	0.00	0	#DIV/0!	#DIV/0!	0.00	0	0.00	0	0.00	0	#DIV/0!	#DIV/0!	
JUD 310	Oahu	Home Hilinai	A Personal Services	O	A					0.00	0	#DIV/0!	#DIV/0!					0.00	0	#DIV/0!	#DIV/0!	See comments on Kaahumanu Hale
JUD 310	Oahu	Home Hilinai	B Other Current Exp	O	A	0.00	0	0.00	639	0.00	639	#DIV/0!	#DIV/0!	0.00	0	0.00	377	0.00	377	#DIV/0!	#DIV/0!	See comments on Ronald Moon Jud Complex
JUD 310	Oahu	Home Hilinai	C Equipment	O	A	0.00	0	0.00	1,424	0.00	1,424	#DIV/0!	#DIV/0!	0.00	0	0.00	0	0.00	0	#DIV/0!	#DIV/0!	

TOTAL:

75.00	4,045,658	75.00	4,473,620	0.00	427,962
-------	-----------	-------	-----------	------	---------

75.00	4,161,625	74.00	4,408,788	-1.00	247,163
-------	-----------	-------	-----------	-------	---------

Type of Facility Key
O = Office
E = Educational Facility
M = Medical Facility

By MOF

General	A
Special	B
General Obligation Bonds	C

75.00	4,045,658	75.00	4,473,620	0.00	427,962
0.00	0	0.00	0	0.00	0
0.00	0	0.00	0	0.00	0

75.00	4,161,625	74.00	4,408,788	-1.00	247,163
0.00	0	0.00	0	0.00	0
0.00	0	0.00	0	0.00	0

FY 16 and FY 17 ROUTINE REPAIR AND MAINTENANCE REPORT
THE JUDICIARY: First Circuit

						Budgeted FY 16		Actual FY 16		Variance FY 16				Budgeted FY 17		Actual FY 17		Variance FY 17				Comments
Prog ID/Org	Island	State Owned Bldg/Facil/Other	Cost Element (A, B, C)	Type of Facility	MOF	FTE	Amount	FTE	Amount	FTE	Amount	% FTE	% Amount	FTE	Amount	FTE	Amount	FTE	Amount	% FTE	% Amount	
		X = Other		Reimbursable																		
				GO Bonds	D	0.00	0	0.00	0	0.00	0			0.00	0	0.00	0	0.00	0			
				Revenue Bonds	E	0.00	0	0.00	0	0.00	0			0.00	0	0.00	0	0.00	0			
				Federal Funds	N	0.00	0	0.00	0	0.00	0			0.00	0	0.00	0	0.00	0			
				Other Federal Funds	P	0.00	0	0.00	0	0.00	0			0.00	0	0.00	0	0.00	0			
				Private	R	0.00	0	0.00	0	0.00	0			0.00	0	0.00	0	0.00	0			
				County	S	0.00	0	0.00	0	0.00	0			0.00	0	0.00	0	0.00	0			
				Trust	T	0.00	0	0.00	0	0.00	0			0.00	0	0.00	0	0.00	0			
				Inter-departmental Transfer	U	0.00	0	0.00	0	0.00	0			0.00	0	0.00	0	0.00	0			
				Revolving	W	0.00	0	0.00	0	0.00	0			0.00	0	0.00	0	0.00	0			
				Other	X	0.00	0	0.00	0	0.00	0			0.00	0	0.00	0	0.00	0			

FY 16 and FY 17 ROUTINE REPAIR AND MAINTENANCE REPORT
THE JUDICIARY Second Circuit

						Budgeted FY 16		Actual FY 16		Variance FY 16				Budgeted FY 17		Actual FY 17		Variance FY 17				Comments
Prog ID/Org	Island	State Owned Bldg/Facil/ Other	Cost Element (A, B, C)	Type of Facility	MOF	FTE	Amount	FTE	Amount	FTE	Amount	% FTE	% Amount	FTE	Amount	FTE	Amount	FTE	Amount	% FTE	% Amount	
JUD 320	Maui	Hoapili Hale	A Personal Svcs	O	A	7.00	271,694	7.00	267,972	0.00	-3,722	0.00%	-1.37%	7.00	298,997	7.00	297,001	0.00	-1,996	0.00%	-0.67%	Also performs work at Lahaina DC
JUD 320	Maui	Hoapili Hale	B Other Current Exp	O	A	0.00	147,717	0.00	116,554	0.00	-31,163	#DIV/0!	-21.10%	0.00	179,450	0.00	303,810	0.00	124,360	#DIV/0!	69.30%	
JUD 320	Maui	Hoapili Hale	C Equipment	O	A	0.00	0	0.00	774	0.00	774	#DIV/0!	#DIV/0!	0.00	0	0.00	895	0.00	895	#DIV/0!	#DIV/0!	
JUD 320	Maui	Lahaina District Court	B Other Current Exp	O	A	0.00	65,811	0.00	64,650	0.00	-1,161	#DIV/0!	-1.76%	0.00	69,586	0.00	66,647	0.00	-2,939	#DIV/0!	-4.22%	
JUD 320	Molokai	Molokai District Court	B Other Current Exp	O	A	0.00	6,000	0.00	6,000	0.00	0	#DIV/0!	0.00%	0.00	6,000	0.00	6,000	0.00	0	#DIV/0!	0.00%	
										0.00	0	#DIV/0!	#DIV/0!					0.00	0	#DIV/0!	#DIV/0!	
										0.00	0	#DIV/0!	#DIV/0!					0.00	0	#DIV/0!	#DIV/0!	
										0.00	0	#DIV/0!	#DIV/0!					0.00	0	#DIV/0!	#DIV/0!	
										0.00	0	#DIV/0!	#DIV/0!					0.00	0	#DIV/0!	#DIV/0!	

Type of Facility Key
O = Office
E = Educational Facility

M = Medical Facility

X = Other

TOTAL:
By MOF

General	A	7.00	491,222	7.00	455,950	0.00	-35,272		7.00	554,033	7.00	674,353	0.00	120,320
Special	B	0.00	0	0.00	0	0.00	0		0.00	0	0.00	0	0.00	0
General														
Obligation														
Bonds	C	0.00	0	0.00	0	0.00	0		0.00	0	0.00	0	0.00	0
Reimbursable														
GO Bonds	D	0.00	0	0.00	0	0.00	0		0.00	0	0.00	0	0.00	0
Revenue														
Bonds	E	0.00	0	0.00	0	0.00	0		0.00	0	0.00	0	0.00	0
Federal Funds	N	0.00	0	0.00	0	0.00	0		0.00	0	0.00	0	0.00	0
Other Federal														
Funds	P	0.00	0	0.00	0	0.00	0		0.00	0	0.00	0	0.00	0
Private	R	0.00	0	0.00	0	0.00	0		0.00	0	0.00	0	0.00	0
County	S	0.00	0	0.00	0	0.00	0		0.00	0	0.00	0	0.00	0
Trust	T	0.00	0	0.00	0	0.00	0		0.00	0	0.00	0	0.00	0
Inter-														
departmental														
Transfer	U	0.00	0	0.00	0	0.00	0		0.00	0	0.00	0	0.00	0
Revolving	W	0.00	0	0.00	0	0.00	0		0.00	0	0.00	0	0.00	0
Other	X	0.00	0	0.00	0	0.00	0		0.00	0	0.00	0	0.00	0

FY 16 and FY 17 ROUTINE REPAIR AND MAINTENANCE REPORT
THE JUDICIARY Third Circuit

						Budgeted FY 16		Actual FY 16		Variance FY 16				Budgeted FY 17		Actual FY 17		Variance FY 17				Comments
Prog ID/Org	Island	State Owned Bldg/Facil/ Other	Cost Element (A, B, C)	Type of Facility	MOF	FTE	Amount	FTE	Amount	FTE	Amount	% FTE	% Amount	FTE	Amount	FTE	Amount	FTE	Amount	% FTE	% Amount	
JUD330/009	Hawaii	Hilo Judiciary Complex	A Personal Svcs	O	A	12.00	473,275	12.00	438,759	0.00	-34,516	0.00%	-7.29%	12.00	481,761	12.00	479,290	0.00	-2,471	0.00%	-0.51%	FTE=Authorized positions
JUD330/009	Hawaii	Hilo Judiciary Complex	B Other Current Exp	O	A	0.00	203,295	0.00	220,346	0.00	17,051	#DIV/0!	8.39%	0.00	160,572	0.00	214,465	0.00	53,893	#DIV/0!	33.56%	Obj Sym 5802 thru 5806
JUD330/009	Hawaii	Hilo Judiciary Complex	C Equipment	O	A	0.00	0	0.00	0	0.00	0	#DIV/0!	#DIV/0!	0.00	0	0.00	245	0.00	245	#DIV/0!	#DIV/0!	Equipment purchases
										0.00	0	#DIV/0!	#DIV/0!					0.00	0	#DIV/0!	#DIV/0!	
										0.00	0	#DIV/0!	#DIV/0!					0.00	0	#DIV/0!	#DIV/0!	
										0.00	0	#DIV/0!	#DIV/0!					0.00	0	#DIV/0!	#DIV/0!	
										0.00	0	#DIV/0!	#DIV/0!					0.00	0	#DIV/0!	#DIV/0!	
										0.00	0	#DIV/0!	#DIV/0!					0.00	0	#DIV/0!	#DIV/0!	
										0.00	0	#DIV/0!	#DIV/0!					0.00	0	#DIV/0!	#DIV/0!	
										0.00	0	#DIV/0!	#DIV/0!					0.00	0	#DIV/0!	#DIV/0!	

Type of Facility Key
O = Office
E = Educational Facility
M = Medical Facility
X = Other

TOTAL:		12.00	676,570	12.00	659,104	0.00	-17,466	12.00	642,333	12.00	694,000	0.00	51,667
By MOF													
General	A	12.00	676,570	12.00	659,104	0.00	-17,466	12.00	642,333	12.00	694,000	0.00	51,667
Special	B	0.00	0	0.00	0	0.00	0	0.00	0	0.00	0	0.00	0
Obligation	C	0.00	0	0.00	0	0.00	0	0.00	0	0.00	0	0.00	0
GO Bonds	D	0.00	0	0.00	0	0.00	0	0.00	0	0.00	0	0.00	0
Bonds	E	0.00	0	0.00	0	0.00	0	0.00	0	0.00	0	0.00	0
Federal Funds	N	0.00	0	0.00	0	0.00	0	0.00	0	0.00	0	0.00	0
Funds	P	0.00	0	0.00	0	0.00	0	0.00	0	0.00	0	0.00	0
Private	R	0.00	0	0.00	0	0.00	0	0.00	0	0.00	0	0.00	0
County	S	0.00	0	0.00	0	0.00	0	0.00	0	0.00	0	0.00	0
Trust	T	0.00	0	0.00	0	0.00	0	0.00	0	0.00	0	0.00	0
departmental	U	0.00	0	0.00	0	0.00	0	0.00	0	0.00	0	0.00	0
Revolving	W	0.00	0	0.00	0	0.00	0	0.00	0	0.00	0	0.00	0
Other	X	0.00	0	0.00	0	0.00	0	0.00	0	0.00	0	0.00	0

FY 16 and FY 17 ROUTINE REPAIR AND MAINTENANCE REPORT
THE JUDICIARY Fifth Circuit

						Budgeted FY 16		Actual FY 16		Variance FY 16				Budgeted FY 17		Actual FY 17		Variance FY 17				Comments
Prog ID/Org	Island	State Owned Bldg/Facil/ Other	Cost Element (A, B, C)	Type of Facility	MOF	FTE	Amount	FTE	Amount	FTE	Amount	% FTE	% Amount	FTE	Amount	FTE	Amount	FTE	Amount	% FTE	% Amount	
JUD 010	KAUAI	PU'UHONUA KAULIKE	A-PERSONAL SVC	O	A	10.00	394,608	10.00	414,815	0.00	20,207	0.00%	5.12%	10.00	405,860	10.00	378,205	0.00	-27,655	0.00%	-6.81%	(1) Facilities Manager, (1) Building Maintenance, (2) Groundskeeprs, (1) Janitor III & (5) Janitor II
JUD 010	KAUAI	PU'UHONUA KAULIKE	B-OTHER CURRENT EXP	O	A		126,614		232,832	0.00	106,218	#DIV/0!	83.89%		121,000		106,908	0.00	-14,092	#DIV/0!	-11.65%	A/C REPAIR & MAINT
JUD 010	KAUAI	PU'UHONUA KAULIKE	B-OTHER CURRENT EXP	O	A		38,400		37,665	0.00	-735	#DIV/0!	-1.91%		38,349		39,848	0.00	1,499	#DIV/0!	3.91%	ELEVATOR REPAIR & MAINT
JUD 010	KAUAI	PU'UHONUA KAULIKE	B-OTHER CURRENT EXP	O	A		53,262		18,653	0.00	-34,609	#DIV/0!	-64.98%		18,940		32,959	0.00	14,019	#DIV/0!	74.02%	ALARM/SECURITY REPAIR & MAINT
JUD 010	KAUAI	PU'UHONUA KAULIKE	B-OTHER CURRENT EXP	O	A		800		21,362	0.00	20,562	#DIV/0!	2570.28%		22,000		14,118	0.00	-7,882	#DIV/0!	-35.83%	BUILDING REPAIR & MAINT
JUD 010	KAUAI	PU'UHONUA KAULIKE	B-OTHER CURRENT EXP	O	A		12,000		13,839	0.00	1,839	#DIV/0!	15.33%		13,200		8,606	0.00	-4,594	#DIV/0!	-34.80%	OBJ #5820 OTHER REPAIRS & MAINT
										0.00	0	#DIV/0!	#DIV/0!					0.00	0	#DIV/0!	#DIV/0!	
										0.00	0	#DIV/0!	#DIV/0!					0.00	0	#DIV/0!	#DIV/0!	
										0.00	0	#DIV/0!	#DIV/0!					0.00	0	#DIV/0!	#DIV/0!	

Type of Facility Key
O = Office
E = Educational Facility

M = Medical Facility

X = Other

TOTAL:		10.00	625,684	10.00	739,167	0.00	113,483		10.00	619,349	10.00	580,643	0.00	-38,706
By MOF														
General	A	10.00	625,684	10.00	739,167	0.00	113,483		10.00	619,349	10.00	580,643	0.00	-38,706
Special	B	0.00	0	0.00	0	0.00	0		0.00	0	0.00	0	0.00	0
Obligation Bonds	C	0.00	0	0.00	0	0.00	0		0.00	0	0.00	0	0.00	0
Reimbursable GO Bonds	D	0.00	0	0.00	0	0.00	0		0.00	0	0.00	0	0.00	0
Bonds	E	0.00	0	0.00	0	0.00	0		0.00	0	0.00	0	0.00	0
Federal Funds	N	0.00	0	0.00	0	0.00	0		0.00	0	0.00	0	0.00	0
Funds	P	0.00	0	0.00	0	0.00	0		0.00	0	0.00	0	0.00	0
Private	R	0.00	0	0.00	0	0.00	0		0.00	0	0.00	0	0.00	0
County	S	0.00	0	0.00	0	0.00	0		0.00	0	0.00	0	0.00	0
Trust	T	0.00	0	0.00	0	0.00	0		0.00	0	0.00	0	0.00	0
Inter-departmental Transfer	U	0.00	0	0.00	0	0.00	0		0.00	0	0.00	0	0.00	0
Revolving	W	0.00	0	0.00	0	0.00	0		0.00	0	0.00	0	0.00	0
Other	X	0.00	0	0.00	0	0.00	0		0.00	0	0.00	0	0.00	0

FY 16 and FY 17 ROUTINE REPAIR AND MAINTENANCE REPORT
THE JUDICIARY: Courts of Appeals

						Budgeted FY 16		Actual FY 16		Variance FY 16				Budgeted FY 17		Actual FY 17		Variance FY 17				Comments
Prog ID/Org	Island	State Owned Bldg/Facil/ Other	Cost Element (A, B, C)	Type of Facility	MOF	FTE	Amount	FTE	Amount	FTE	Amount	% FTE	% Amount	FTE	Amount	FTE	Amount	FTE	Amount	% FTE	% Amount	
JUD101/COA	Oahu	Aliiolani Hale	B Other Current Exp	O	A	0.00	24,050	0.00	20,926	0.00	-3,124	#DIV/0!	-12.99%	0.00	56,530	0.00	156,207	0.00	99,677	#DIV/0!	176.33%	
JUD101/COA	Oahu	Kapuaiwa Building	B Other Current Exp	O	A	0.00	101,000	0.00	72,745	0.00	-28,255	#DIV/0!	-27.98%	0.00	22,600	0.00	61,992	0.00	39,392	#DIV/0!	174.30%	
JUD101/COA	Oahu	Aliiolani Hale	C Equipment	O	A	0.00	0	0.00	0	0.00	0	#DIV/0!	#DIV/0!	0.00	4,000	0.00	1,740	0.00	-2,260	#DIV/0!	-56.50%	
										0.00	0	#DIV/0!	#DIV/0!					0.00	0	#DIV/0!	#DIV/0!	
										0.00	0	#DIV/0!	#DIV/0!					0.00	0	#DIV/0!	#DIV/0!	
										0.00	0	#DIV/0!	#DIV/0!					0.00	0	#DIV/0!	#DIV/0!	
										0.00	0	#DIV/0!	#DIV/0!					0.00	0	#DIV/0!	#DIV/0!	
										0.00	0	#DIV/0!	#DIV/0!					0.00	0	#DIV/0!	#DIV/0!	
										0.00	0	#DIV/0!	#DIV/0!					0.00	0	#DIV/0!	#DIV/0!	
										0.00	0	#DIV/0!	#DIV/0!					0.00	0	#DIV/0!	#DIV/0!	

Type of Facility Key
O = Office
E = Educational Facility
M = Medical Facility
X = Other

TOTAL:		0.00	125,050	0.00	93,671	0.00	-31,379
By MOF							
General	A	0.00	125,050	0.00	93,671	0.00	-31,379
Special	B	0.00	0	0.00	0	0.00	0
Obligation	C	0.00	0	0.00	0	0.00	0
GO Bonds	D	0.00	0	0.00	0	0.00	0
Bonds	E	0.00	0	0.00	0	0.00	0
Federal Funds	N	0.00	0	0.00	0	0.00	0
Funds	P	0.00	0	0.00	0	0.00	0
Private	R	0.00	0	0.00	0	0.00	0
County	S	0.00	0	0.00	0	0.00	0
Trust	T	0.00	0	0.00	0	0.00	0
departmental	U	0.00	0	0.00	0	0.00	0
Revolving	W	0.00	0	0.00	0	0.00	0
Other	X	0.00	0	0.00	0	0.00	0

0.00	83,130	0.00	219,939	0.00	136,809
------	--------	------	---------	------	---------

FY 16 and FY 17 ROUTINE REPAIR AND MAINTENANCE REPORT
THE JUDICIARY: Administration

						Budgeted FY 16		Actual FY 16		Variance FY 16				Budgeted FY 17		Actual FY 17		Variance FY 17				Comments
Prog ID/Org	Island	State Owned Bldg/Facil/ Other	Cost Element (A, B, C)	Type of Facility	MOF	FTE	Amount	FTE	Amount	FTE	Amount	% FTE	% Amount	FTE	Amount	FTE	Amount	FTE	Amount	% FTE	% Amount	
JUD 601	Oahu	Ali'iolani Hale	B Other Current Exp	O	A	0.00	26,475	0.00	24,329	0.00	-2,146	0.00%	-8.11%	0.00	35,455	0.00	31,293	0.00	-4,162	0.00%	-11.74%	No Facilities Staff Assigned this Org; Serviced by First Circuit Personnel; Admin does not budget by building > all budget attributed to Ali'iolani Hale
JUD 601	Oahu	Ali'iolani Hale	C Equipment	O	A	0.00	0	0.00	32,295	0.00	32,295	0.00%	#DIV/0!	0.00	0	0.00	84,906	0.00	84,906	0.00%	#DIV/0!	
JUD 601	Oahu	Kapuaiwa Building	B Other Current Exp	O	A	0.00	0	0.00	226,481	0.00	226,481	0.00%	#DIV/0!	0.00	0	0.00	9,392	0.00	9,392	0.00%	#DIV/0!	No Facilities Staff Assigned this Org; Serviced by First Circuit Personnel; Of the \$226,481 expended, \$181,255 reimbursed by DAGS Risk Mgmt in FY 16 for flood damage in basement of Kapuaiwa resulting in net expense of \$45,226
JUD 601	Oahu	Kapuaiwa Building	C Equipment	O	A	0.00	0	0.00	1,913	0.00	1,913	0.00%	#DIV/0!	0.00	0	0.00	0	0.00	0	0.00%	#DIV/0!	FY 16-\$1,913 reimbursed by DAGS Risk Mgmt resulting in net expense of \$0
JUD 601	Oahu	Kauikeaouli Hale	B Other Current Exp	O	A	0.00	0	0.00	2,094	0.00	2,094	0.00%	#DIV/0!	0.00	0	0.00	0	0.00	0	0.00%	#DIV/0!	No Facilities Staff Assigned this Org; Serviced by First Circuit Personnel
						0.00	0	0.00	0	0.00	0	#DIV/0!	#DIV/0!	0.00	0	0.00	0	0.00	0	#DIV/0!	#DIV/0!	

Type of Facility Key
O = Office
E = Educational Facility
M = Medical Facility
X = Other

TOTAL:		0.00	26,475	0.00	287,112	0.00	260,637
By MOF							
General	A	0.00	26,475	0.00	287,112	0.00	260,637
Special	B	0.00	0	0.00	0	0.00	0
Obligation	C	0.00	0	0.00	0	0.00	0
GO Bonds	D	0.00	0	0.00	0	0.00	0
Bonds	E	0.00	0	0.00	0	0.00	0
Federal Funds	N	0.00	0	0.00	0	0.00	0
Funds	P	0.00	0	0.00	0	0.00	0
Private	R	0.00	0	0.00	0	0.00	0
County	S	0.00	0	0.00	0	0.00	0
Trust	T	0.00	0	0.00	0	0.00	0
departmental	U	0.00	0	0.00	0	0.00	0
Revolving	W	0.00	0	0.00	0	0.00	0
Other	X	0.00	0	0.00	0	0.00	0

0.00	35,455	0.00	125,591	0.00	90,136
------	--------	------	---------	------	--------

FY 16 and FY 17 ROUTINE REPAIR AND MAINTENANCE REPORT FOR NON-DAGS MANAGED STATE-OWNED BUILDINGS
DEPARTMENT OF ACCOUNTING AND GENERAL SERVICES - HAWAII DISTRICT OFFICE
IN RESPONSE TO ACT 233/SLH 2016, FINANCE MEMORANDUM NO. 17-16 DATED OCTOBER 9, 2017

JUDICIARY

						Budgeted FY 16		Actual FY 16		Variance FY 16				Budgeted FY 17		Actual FY 17		Variance FY 17				Comments
Prog ID/Org	Island	State Owned Bldg/Facility/Other	Cost Element (A, B, C)	Type of Facility	MOF	FTE	Amount	FTE	Amount	FTE	Amount	% FTE	% Amount	FTE	Amount	FTE	Amount	FTE	Amount	% FTE	% Amount	
AGS/233	Hawaii	Honokaa District Court	Payroll (A)	X	Gen Funds (A)			0.00	0							0.00	0					
AGS/233	Hawaii	Waimea District Court	A	X	A			0.00	214							0.00	0					
AGS/231 & 233	Hawaii	Honokaa District Court	Other Current Exp (B)	X	A				-								44					
AGS/231 & 233	Hawaii	Waimea District Court	B	X	A				167								44					

Type of Facility Key
O = Office
E = Educational Facility
M = Medical Facility
X = Other

TOTAL:		0.00	0	0.00	381	0.00	0	0.00	0	0.00	0	0.00	0	0.00	0	0.00	88	0.00	0	0.00	0
By MOF																					
General	A	0.00	0	0.00	381	0.00	0							0.00	0	0.00	88	0.00	0		
Special	B	0.00	0	0.00	0	0.00	0							0.00	0	0.00	0	0.00	0		
General Obligation Bonds	C	0.00	0	0.00	0	0.00	0							0.00	0	0.00	0	0.00	0		
Reimbursable GO Bonds	D	0.00	0	0.00	0	0.00	0							0.00	0	0.00	0	0.00	0		
Revenue Bonds	E	0.00	0	0.00	0	0.00	0							0.00	0	0.00	0	0.00	0		
Federal Funds	N	0.00	0	0.00	0	0.00	0							0.00	0	0.00	0	0.00	0		
Other Federal Funds	P	0.00	0	0.00	0	0.00	0							0.00	0	0.00	0	0.00	0		
Private	R	0.00	0	0.00	0	0.00	0							0.00	0	0.00	0	0.00	0		
County	S	0.00	0	0.00	0	0.00	0							0.00	0	0.00	0	0.00	0		
Trust	T	0.00	0	0.00	0	0.00	0							0.00	0	0.00	0	0.00	0		
Inter-departmental Transfer	U	0.00	0	0.00	0	0.00	0							0.00	0	0.00	0	0.00	0		
Revolving	W	0.00	0	0.00	0	0.00	0							0.00	0	0.00	0	0.00	0		
Other	X	0.00	0	0.00	0	0.00	0							0.00	0	0.00	0	0.00	0		

1/ The **budgeted** FTEs and payroll and other current expenses totals are reflected in the DAGS Managed State-Owned Buildings Report because DAGS does not budget by buildings.