


**REPORTS TO THE TWENTY-NINTH LEGISLATURE  
2017 REGULAR SESSION**

**SUBMITTED BY  
THE OFFICE OF THE ADMINISTRATIVE DIRECTOR OF THE COURTS  
THE JUDICIARY, STATE OF HAWAII**



**DECEMBER 2016**

**REPORTS TO THE TWENTY-NINTH LEGISLATURE  
2017 REGULAR SESSION**

**SUBMITTED BY**

**THE OFFICE OF THE ADMINISTRATIVE DIRECTOR OF THE COURTS  
THE JUDICIARY, STATE OF HAWAII**

**DECEMBER 2016**

**TABLE OF CONTENTS**


<b>Act 232, Session Laws of Hawai'i 1994, HRS § 601-3.6.....</b>	<b>3</b>
Report on the Spouse and Child Abuse Special Account, including an accounting of the receipts of and expenditures from the account.	
<b>Act 274, Session Laws of Hawai'i 1997, HRS § 607-5.6.....</b>	<b>12</b>
Report on the Parent Education Special Fund, including an accounting of all deposits into and expenditures from the fund.	
<b>Act 162, Session Laws of Hawai'i 2002, HRS § 577-7.5.....</b>	<b>16</b>
Report on parental preferences in government contracts.	
<b>Act 40, Session Laws of Hawai'i 2004, HRS § 601-21 .....</b>	<b>18</b>
Report on statewide substance abuse treatment monitoring program, including data collected in accordance with section 321-192.5 from any circuit court, adult probation, and any provider of substance abuse treatment that provides substance abuse treatment to persons served through public funds administered by the Judiciary.	
<b>Act 103, Session Laws of Hawai'i 2013, HRS § 571-46.4.....</b>	<b>45</b>
Report on the number of complaints against court-appointed child custody evaluators.	
<b>Act 138, Session Laws of Hawaii 2015, Part III, Section 7.....</b>	<b>47</b>
Report on FY 2016 Purchase of Service Contracts.	
<b>Act 166, Session Laws of Hawaii 2016, Section 2.....</b>	<b>57</b>
Report on FY 2016 Non-General Funds.	
<b>Act 233, Session Laws of Hawaii 2016, Section 3 .....</b>	<b>79</b>
Report on FY 2016 Repair and Maintenance in Judiciary-owned facilities.	

**ANNUAL REPORT TO THE TWENTY-NINTH LEGISLATURE  
2017 REGULAR SESSTION**

**ON**

**ACT 232, SESSION LAWS OF HAWAI'I 1994  
HRS § 601-3.6**

**A Report on the Spouse and Child Abuse Special Account**



**Prepared by:**

**Circuit Court, First Circuit  
The Judiciary, State of Hawai'i**

**December 2016**

**ANNUAL REPORT TO THE TWENTY-NINTH LEGISLATURE  
2017 REGULAR SESSION**

**ON**

**ACT 232, SESSION LAWS OF HAWAII 1994  
HRS § 607-3.6**

**A Report on the Spouse and Child Abuse Special Account**

This report is respectfully prepared pursuant to Act 232, Session Laws of Hawaii 1994, Hawaii Revised Statutes (HRS) § 601-3.6, which requests an annual report on the Spouse and Child Abuse Special Account.

The Spouse and Child Abuse Special Account, placed in the Judiciary, was created by the Legislature, State of Hawaii, in 1994 for “staff programs, and grants or purchase of service, consistent with chapters 42F and 103F, that support or provide spouse or child abuse intervention or prevention as authorized by law. These proceeds shall be used for new or existing programs and shall not supplant any other funds previously allocated to these programs.”

The Judiciary’s Special Account is financed through a portion of the monies collected by the Department of Health from the issuance of birth, death, and marriage certificates. In addition, any fines collected pursuant to HRS § 586-11 (Violation for an Order of Protection) and contributions from state tax refunds are deposited into the Judiciary’s Special Account.

**PROGRAMS AND ACTIVITIES FUNDED THROUGH THE SPOUSE AND CHILD ABUSE SPECIAL ACCOUNT**

Monies from the Judiciary’s Special Account continues to provide funding for a broad range of programs, projects and activities statewide, which addresses interventions in domestic violence and the prevention of child abuse and neglect. The process of determining which services, programs and activities received funding involved internal planning and collaboration within the Judiciary, as well as coordination with private and public stakeholders in the community.

The following programs, projects and activities were funded by the Judiciary’s Special Account in Fiscal Year 2016:

**PURCHASE OF SERVICE PROGRAMS:**

The following nonprofit organizations named below received funding to provide or supplement their contracted services with the Judiciary:

- Child and Family Service/Turning Point for Families (Hawai'i Island)

Funding was used to restore some of the core domestic violence services which had been significantly reduced due to budget cuts. The specific services funded included the following:

- Victim support counseling
- Assistance in preparation of temporary restraining orders
- Advocacy for victims

A total of 1,279 unduplicated clients received services. These services involved 1,123 clients who requested assistance in filing for temporary restraining orders and advocacy services to 1,749 (duplicated) clients.

- Child and Family Service/Developing Options to Violence (O'ahu)

The Developing Options to Violence program provided specialized domestic violence intervention services to adolescents on the island of O'ahu. These adolescents were adjudicated in Family Court for the abuse of a household or family member, or a related domestic violence charge. Efforts also involved outreach to engage family members of the juveniles in services.

- Domestic Violence Action Center (O'ahu)

The following advocacy services for victims of domestic violence were provided by the Domestic Violence Action Center:

- Advocacy and support services for victims filing temporary restraining order
- Civil legal services
- Hotline services (information and referrals)
- Case management

- Island of Hawai'i YMCA

Supervised child visitation and exchange services were provided for families involved in domestic violence and/or high conflict cases by the Family Visitation Center. Services were provided to approximately 80 families from the island of Hawai'i. Referrals were made by the Family Court in the Third Circuit for parents with temporary restraining orders, or (permanent) orders of protection. Services were limited to East Hawai'i, although there is also a demand for services throughout the entire island, including rural areas.

- Parents and Children Together/Family Peace Center

Funding was provided to the Family Peace Center on Oahu to supplement essential domestic violence services. The specific services provided included:

- Victim advocacy and support groups
- Counseling and/or case management for adult victims
- Counseling for children exposed to violence
- Counseling for adolescents and other family members referred to the court for family abuse
- Batterers intervention program services
- Information and referrals

- Parents and Children Together/Family Visitation Center

Supervised child visitation and exchange services were provided to court referred families on the islands of O‘ahu and Kaua‘i. On O‘ahu, Parents and Children Together (PACT) provided services to all referrals despite exhaustion of funds before the end of the fiscal year. This has been a recurring trend for the PACT Family Visitation Center on O‘ahu. The majority of referrals involved temporary restraining orders and orders of protection, however, other referrals involved divorce, child custody and paternity cases.

The PACT Family Visitation Center in Kapa‘a, the newest visitation center in the state, is minimally staffed. During FY 16 the Center provided services to 21 families.

- YWCA of Kaua‘i/Domestic Violence Intervention Alternatives to Violence Juvenile Program

Funding of this program allowed the provision of services to 10 juveniles referred from the Family Court. The program also worked with family members and the juvenile’s probation officers, when needed.

Many of the juveniles in treatment have displayed increased understanding and empathy of others, increase in self-awareness, development of interpersonal skills and academic improvement.

### **FEDERAL GRANT PROJECTS**

Matching funds from the Judiciary’s Special Account were used for the federally funded Judiciary grant projects listed below:

- State Access and Visitation Program Grant

This formula grant is awarded to the Judiciary annually by the U.S. Department of Health and Human Services, Office of Child Support Enforcement, to provide supervised child visitation and exchange services in a safe setting. The Federal grant funds and matching funds from the Special Account were used to provide these services on the islands of O‘ahu and Hawai‘i. Priority was given to those cases involved in domestic violence, or other high conflict situations. Although the grant, in the amount of \$100,000 required a 10% match (equivalent to \$11,000), \$56,000 in matching funds from the Special Account were allocated to these services, in response to the high volume of services requested at both sites. The two non-profit agencies receiving purchase of service contracts were Parents and Children Together/Family Visitation Center on Oahu and the Island of Hawaii YMCA in East Hawai‘i.

- STOP Violence Against Women Act Grant/Conducting a Safety Assessment

Matching funds from the Special Account were used to complete a Community Safety Assessment (CSA) in the City and County of Honolulu. The CSA is a

problem solving process to assist communities who are interested in determining gaps in various systems which can be identified, and recommendations made to improve the safety of domestic violence victims and their families.

The CSA has been used in many jurisdictions and is recognized as a best practice in domestic violence. Although the concept was introduced over ten years ago there were no resources and capacities for any group to use this tool in Hawai'i. Besides the Judiciary, others engaged in the current CSA project includes the Department of the Attorney General, Department of Human Services, Honolulu Police Department, the Hawai'i State Coalition Against Domestic Violence, the Domestic Violence Action Center, and others.

The focus of the Honolulu CSA is to determine "How does our temporary restraining order/order of protection application and issuance process allow us to keep victims safe, and thereby, hold offenders accountable?"

A multi-disciplinary Assessment Team was involved in activities and tasks which reviewed policies and procedures of the systems involved, conducted focus groups and interviews, and observed court hearings and programs. To ensure accuracy of findings, it was necessary to redraft the CSA report several times during the period from February to June 2016. The final report was expected to be finished around July or August of 2016.

- Stop Violence Against Women Grant/Examining Batterers Intervention Programs

\$15,513 in special account funds was designated to provide the match to this federal grant. In April 2016, a statewide, multi-disciplinary conference featuring national experts in domestic violence was sponsored by the Judiciary, First Circuit Court. Among those in attendance at this one day training were judges, probation and parole officers, police, prosecutors, public defenders, representatives from the Department of Public Safety, Department of Human Services, Department of Health, U.S. Probation, the military, domestic violence service providers and advocates, and others.

The conference focused on the following: evolution and current status of batterers intervention programs; current research, best practices in programs and controversies; best practices for judges and criminal justice personnel; working with batterers within Hawaii's diverse cultural context; and the role of batterers intervention programs within the coordinated community response to domestic violence.

In addition to providing this conference, a one day workshop was also held exclusively for organizations providing services to domestic violence perpetrators. This was attended by programs contracted by the Judiciary to provide these specialized services, as well as all of the military programs on O'ahu. The

workshop provided an opportunity to determine and discuss what curricula, as well as practices, were currently employed.

- Stop Violence Against Women Grant/Trauma and Domestic Violence

Two national speakers, Joan Maier, J.D., and Joyanna Silberg, Ph.D. were retained to provide training at the September 2015 Family Court Symposium held at the Ronald T.Y. Moon Kapolei Court for all Family Court judges and administrators statewide.

This training focused on child custody and visitation when there is domestic violence and covered such areas as the role of adult and child abuse allegations in custody litigation, prioritizing the safe of children and victims, batterers in court, safety during post-separation, and the psychological effects of reunification plans.

### **TRAININGS, MEETINGS, OTHER EXPENSES**

Monies from the Special Account were used for the following:

- \$10,000 was used to supplement a contract with a private therapist to work with clients in the Girls Court of the Family Court on O'ahu. This specialized court is designed to work with female juveniles referred to the juvenile justice system. Since the inception of this court, the majority, if not all, of the girls referred have evidenced trauma issues relevant to child, sexual, and/or domestic violence in various forms. The Girls Court on O'ahu which was established as one of the first of its kind has been recognized as a national model for other courts throughout the nation.
- Family Court Symposium (September 2015)  
Monies from the special account were also used to cover additional costs for the Symposium, including air and ground transportation, lodging/parking, and airport parking for the neighbor island attendees, and supplies.
- Hawai'i State Coalition Against Domestic Violence Annual Conference (September 2015)  
\$5,000 was allocated to co-sponsor this annual statewide domestic violence conference.
- Purchase of hard copies of the Spousal Abuse Risk Assessment (SARA) to be used by probation officers in all circuits. The SARA is a validated domestic violence risk assessment used with domestic violence offenders. While it is usually applied electronically, new officers who have not been certified must initially use hard copies of the assessment.



- Three judges from the Family Courts on the islands of Hawai'i, Maui and O'ahu attended a national training, "Enhancing Judicial Skills in Domestic Violence", which was held in October 2015 and April 16, 2016 in Florida and Arizona, respectively. This training has been established exclusively for judges and has been the leading venue for judges hearing civil and/or criminal domestic violence cases.

The Judiciary has found that sending judges to this specialized four day institute in the past has proven to be extremely beneficial in providing knowledge, developing skills, and ultimately promoting the safety of victims and children.

- "Officer Safety Training: Natural Response Control Tactics" was held on Oahu for 30 selected adult probation officers throughout the state. The five session training was provided in recognition of the high risk situations which officers may be placed in, both in the office and the community. Officers were taught how to employ control tactics in a manner that will minimize the risk of injury to both the staff member and the aggressor. Those receiving the training were tasked to teach other staff members of their respective sections the information provided.

Special account funds supported this training by providing supplies and light snacks.

- Maintenance of an electronic database containing assessment scores of domestic violence offenders on probation in the state was provided by \$3,600 from the account.
- Subscriptions to professional journals on domestic violence were purchased.

### **SPECIAL FUND ASSESSMENT(ACT 34, SLH 1964)**

The Special Fund Assessment fee for FY 2016 was \$24,672, an increase of \$2,817 from the previous fiscal year.

### **SUMMARY**

The Judiciary's Spouse and Child Abuse Special Account continues to enable the Judiciary to develop, implement and maintain a proactive stance in achieving the mission of HRS § 601-3.6, to support and provide spouse or child abuse intervention or prevention in the State of Hawai'i. One of the major strengths in the establishment of the Special Account has been the discretion given to the Judiciary, which has encouraged and

allowed funding for a comprehensive range of services and activities, which would have not been possible otherwise. As a result, services for victims of domestic violence have been maintained and appropriate and effective intervention services for victims, children, and offenders remain available.

The opportunity for training of judges and Judiciary staff on a wide range of important and inter-connected issues relating to domestic violence and child abuse and neglect continues to be possible and addresses an on-going need.

The Judiciary remains committed to the responsible use of monies from the Special Account to promote the safety and well-being of domestic violence and child abuse and neglect victims and family members, the accountability of offenders, and to taking a strong and committed stance on these important issues.

**THE JUDICIARY  
SPOUSE AND CHILD ABUSE SPECIAL ACCOUNT  
EXPENDITURES FOR FISCAL YEAR 2015-2016**

3001	EDUCATIONAL SUPPLIES	\$98.00
3203	PRINTED FORMS	\$284.50
3209	OTHER STATIONERY AND OFFICE SUPPLIES	\$94.00
3301	FOOD SUPPLIES	\$17,695.93
3502	SUBSCRIPTIONS	\$771.85
4102	CAR MILEAGE	\$13.00
4201	TRANSPORTATION, INTRA-STATE - EMPLOYEES	\$1,236.04
4202	TRANSPORTATION, INTRA-STATE - OTHERS	\$611.49
4301	SUBSIST ALLOWANCE, INTRA-STATE - EMP	\$677.04
4302	SUBSIST ALLOWANCE, INTRA-STATE - OTHERS	\$154.15
4401	TRANSPORT, OUT-OF-STATE - EMPLOYEES	\$4,037.19
4402	TRANSPORTATION, OUT-OF-STATE - OTHERS	\$1,481.52
4501	SUBSIST ALLOW, OUT OF STATE	\$3,815.03
4502	SUBSIST ALLOW, OUT-OF-STATE - OTHERS	\$1,472.43
4601	HIRE OF PASSENGER CARS - EMPLOYEES	\$528.68
4602	HIRE OF PASSENGER CARS - OTHERS	\$291.89
4801	OTHER TRAVEL	\$0.00
5503	OTHER RENTAL OF LAND, BUILDING OR SPACE	\$100.00
5603	OTHER RENTAL OF EQUIPMENT	\$1,000.00
6609	PURCHASE OF SERVICES CONTRACTS	\$492,734.09
6619	OTHER PUBLIC SUPPORT AND ASSISTANCE	\$53.00
7198	OTHER SERVICES ON FEE BASIS	\$12,701.00
7204	SPECIAL FUND ASSESSMENT (ACT 34, SLH 1964)	\$24,672.07
7215	OTHER MISCELLANEOUS CURR EXPENDITURES	\$222.50

-----


	TOTAL OTHER CURRENT EXPENSES	\$564,745.40
--	------------------------------	--------------

**ANNUAL REPORT TO THE TWENTY-NINTH LEGISLATURE  
2017 REGULAR SESSION**

**ON**

**ACT 274, SESSION LAWS OF HAWAI'I 1997  
HRS §607-5.6**

**A Report on the Parent Education Special Fund**



**Prepared by:**

**Family Court, First Circuit  
The Judiciary, State of Hawai'i**

**December 2016**

**ANNUAL REPORT TO THE TWENTY-NINTH LEGISLATURE  
2017 REGULAR SESSION**

**ON**

**ACT 274, SESSION LAWS OF HAWAII 1997  
HRS § 607-5.6**

**A Report on the Parent Education Special Fund**

The Parent Education Special Fund

Act 274, Session Laws of Hawaii 1997, requires the Judiciary to submit a report on the Parent Education Fund.

The Parent Education Special Fund was established by the 1997 Legislature, State of Hawaii, through Act 274. In 2003, HRS § 607-5.6 was amended to increase the Fund's surcharge to \$50 for family court matrimonial cases and to add the surcharge to paternity actions.

The Purpose of the Fund

Parents attending the Kids First parent education programs in Hawaii are encouraged to refocus on their children's needs and learn how continued fighting will negatively impact the children. Parents are given parenting guides as well as island-specific printed material with information on resources for counseling, domestic violence, parenting classes, and anger management classes. They watch the award winning Purple Family movie and other video, and are encouraged to mediate rather than litigate their custody conflicts. The program assists children ages 6 – 17 cope with their parents' separation. Children learn that they are not the cause of their parents' divorce, that parents do not divorce their children, and that their family is not the only one going through a separation. Through mock trials teens learn about the court system. They are given resource materials and encouraged to seek counseling. A website was created for 24/7 information [www.KidsFirstHawaii.com](http://www.KidsFirstHawaii.com).

Current Programs

Each Circuit has a parent education program for separating and divorcing parents and their minor children (ages 6 – 17).

<b>Judicial Circuit FY16</b>	<b>Adults Attending</b>	<b>Children Attending</b>	<b>FY16 Total</b>
First (O'ahu)	2,868	1,721	4,589
Second (Maui)	405	243	648
Third (Hilo)	171	110	281
Third (Kona)	163	91	254
Fifth (Kaua'i)	236	127	363
<b>Total:</b>	<b>3,843</b>	<b>2,292</b>	<b>6,135</b>

Never-married parties contesting custody or visitation are also included in the Kids First program to teach them parallel parenting skills. On O'ahu in FY16, 3,782 new marital actions (divorce) were filed; half included families with minor children. Additionally, 1,073 paternity (unmarried parents) petitions, and 16 civil union divorces were filed.

Approximately 44% of O'ahu's paternity cases involve contested custody or visitation issues. The remaining cases are filed by the Child Support Enforcement Agency seeking child support reimbursement. The O'ahu program alternates the program weekly between the Honolulu First Circuit Court and Ronald T.Y. Moon Kapolei Court.

The percentage of divorce filings in each Circuit mirrors each island's population. The vast majority of the state's cases are on O'ahu where 74% of the divorces and 64% of the paternity cases are filed. During FY16, the O'ahu Kids First divorce program assisted 4,589 individuals (2,868 adults and 1,721 children).

The paternity calendar consisting of unmarried families with children continues to expand. Currently in Hawai'i, over 41% of children are born to unmarried parents; this is comparable to the national average. In Hawai'i, 51% of mothers under age 30 are unmarried. Of the 1,070 paternity cases filed on O'ahu, 44% were private (non-CSEA cases). These cases involve child custody or visitation disputes.

Statewide, 99 parent education sessions were held serving a total of 6,135 people. Statewide revenue was \$121,375 which includes an interest amount of \$1,525. Total expenses were \$140,304.

On O'ahu, approximately 13% of families attending have active restraining orders and one-third of all divorces are filed by military personnel.

All parents are told:

- Children will thrive if they live in safe homes and are loved by both parents.
- Family violence is never appropriate and is extremely harmful to children.
- The court takes into account the safety of victims and children in making custody and visitation decisions.

<b>Judicial Circuit</b>	<b>Census Population</b>	<b>Population % of state</b>	<b>Divorces # Filed</b>	<b>Divorce %</b>	<b>Paternity # Filed</b>	<b>Paternity %</b>
FY16						
First (O'ahu)	963,607	70	3,782	74	1,073	64
Second (Maui)	156,674	11	532	10	170	10
Third (Hilo)	186,738	14	305	6	254	15
Third (Kona)	Incl. in Hilo	Incl. in Hilo	286	6	109	7
Fifth (Kaua'i)	67,701	5	212	4	64	4
<b>Total:</b>	<b>1,374,720</b>	<b>100%</b>	<b>5,117</b>	<b>100</b>	<b>1,670</b>	<b>100</b>

The Parent Education Special Fund began collecting filing fee surcharges and donations on July 1, 1997. The attached financial report reflects the eighteenth year of collections. The Parent Education continues to support all five of the Judiciary's parent education program.

**THE JUDICIARY  
PARENT EDUCATION SPECIAL FUND  
AS OF 6/30/16**

CODE	DESCRIPTION	FIRST CIRCUIT	SECOND CIRCUIT	THIRD CIRCUIT	FIFTH CIRCUIT	TOTAL
0288	REVENUES	1,525				1,525
	INTEREST					
0763	SURCHARGE	92,050	11,900	11,600	4,300	119,850
	TOTAL REVENUES	93,575	11,900	11,600	4,300	121,375
	OTHER CURRENT EXPENSES & ENCUMBRANCES					
2902	SECURITY SERVICES	12,293	2,825		2,816	17,934
3204	DUPLICATING SUPPLIES	1,211				1,211
3206	DATA PROCESSING SUPPLIES	769				769
3209	OTHER STATIONERY AND OFFICE SUPPLIES	552				552
3301	FOOD SUPPLIES	6,107			1,125	7,232
3701	POSTAGE	291				291
3901	PRINTING AND BINDING	647				647
4101	CAR MILEAGE - EMPLOYEES	90				90
4102	CAR MILEAGE - OTHERS	844				844
4401	TRANS OUT OF STATE - EMPLOYEES	2,068				2,068
4501	SUBSISTENCE OUT OF STATE - EMPLOYEES	2,877				2,877
4601	HIRE OF PASSENGER CARS - EMPLOYEES	125				125
5503	OTHER RENTALS (PARKING PASS)	100				100
6619	OTHER PUBLIC SUPPORT & ASSISTENCE	2,655				2,655
7131	INTERPRETER FEES	1,989				1,989
7198	OTHER SERVICES ON FEE BASIS	50,076	15,000	23,438	4,700	93,214
7204	SPECIAL FUND ASSESSMENT (ACT 34, SLH 1964)	6,187				6,187
7205	TRAINING COSTS AND REGISTRATION FEES	1,320				1,320
7215	OTHER MISC CURRENT EXP	200				200
	TOTAL OTHER CURRENT EXPENSES	90,400	17,825	23,438	8,641	140,304


/

**ANNUAL REPORT TO THE TWENTY-NINTH LEGISLATURE  
2017 REGULAR SESSION**

**ON**

**ACT 162, SESSION LAWS OF HAWAI'I 2002  
HRS § 577-7.5**

**A Report on Parental Preferences in Government Contracts**



**Prepared by:**

**Financial Services Department  
Office of the Administrative Director of the Courts  
The Judiciary, State of Hawai'i**

**December 2016**



**ANNUAL REPORT TO THE TWENTY-NINTH LEGISLATURE  
2017 REGULAR SESSION**

**ON**

**ACT 162, SESSION LAWS OF HAWAI'I 2002  
HRS § 577-7.5**

**A Report on Parental Preferences in Government Contracts**

Act 162, Session Laws of Hawai'i 2002, HRS § 577-7.5, provides that Judiciary contracts, programs, and services shall not favor one parent over the other in terms of child rearing and that the Judiciary will provide an annual report to the Legislature on the implementation of this section.


The Judiciary respectfully reports that its program administrators, program specialists and contracting officers are continuing to monitor all contracts to ensure compliance with this act. In addition to using standard contract boilerplates, the Judiciary staff attorney assures compliance with all applicable laws by reviewing these contracts prior to finalization. No policies and procedures in the contracting of individuals or groups providing contractual services to the Judiciary have ever reflected in the past, nor will they ever reflect in the future, any parental preference.

**ANNUAL REPORT TO THE TWENTY-NINTH LEGISLATURE  
2017 REGULAR SESSION**

**ON**

**ACT 40, SESSION LAWS OF HAWAI'I 2004  
HRS §601-21**

**A Report on Statewide Substance Abuse Treatment  
Monitoring Program**



**Prepared by:**

**Adult Client Services Branch, First Circuit  
The Judiciary, State of Hawai'i**

**December 2016**

**ANNUAL REPORT TO THE TWENTY-NINTH LEGISLATURE  
2017 REGULAR SESSION**

**ON**

**ACT 40, SESSION LAWS OF HAWAII 2004  
HRS § 601-21**

**A Report on Statewide Substance Abuse Treatment  
Monitoring Program**

Hawaii Revised Statutes § 601-21 requires the Judiciary: (a) to collect data in accordance with HRS § 321-192.5 from any circuit court, adult probation, and any provider of substance abuse treatment that provides substance abuse treatment to persons served through public funds administered by the judiciary; and (b) to include in the contract with any treatment provider all criteria established by the department of health pursuant to HRS § 321-192.5 to determine whether the treatment provider is achieving success in treating individuals with substance abuse.

The Judiciary's efforts to comply with the above-referenced statute are outlined below.

- The Judiciary continues to include language in its Requests for Proposals and existing contracts with substance abuse treatment providers to hold programs accountable for complying with Department of Health (DOH) criteria to determine success in treating individuals with substance abuse.
- The Judiciary received available data taken from the Web Infrastructure for Treatment Services (WITS) information system. Reports from WITS are attached. It is noted that some of the Judiciary's contracted providers were not Alcohol and Drug Abuse Division (ADAD) providers, thus numbers were taken for these programs from Caseload Explorer (CE), the Judiciary statewide Adult Client Services Branch (ACSB) case and management information system for probation. These statistics must be considered preliminary as ACSB still needs to ensure that all program data is entered in a timely manner.

It is noted that the data provided by ADAD is based on information provided by treatment providers. Some of this information does not match that contained in CE, and WITS administrators are currently taking steps to clarify data fields to ensure that data is accurate. ACSB must also increase data entry accuracy for probationers by insuring that there is consistency in the way data is entered and interpreted.

The Department of Health ADAD/WITS reported data in the tables shown below. The tables do not provide all the data requested by Act 40. However, the reports indicate that efforts are being made to collect information. The Judiciary desires to make enhancements to CE to more fully provide required reports, but the lack of funding has hampered work in

this area. ACSB statewide, however, is willing to work with ADAD to more effectively pursue compliance with the reporting requirements of HRS § 601-21.

The following FY 16 statewide probation data was also obtained from CE:

- 430 unduplicated adults entered 438 programs with 474 admits in FY 16. The higher number of admits reflect clients being admitted to treatment more than once during the year.
- 4,557 offenders were active in treatment during the same year
- Of the 4,557 offenders, 3,521 were males, 1,014 were females, and 22 were unspecified.
- Treatment services include assessments, education, motivational enhancement, outpatient, intensive outpatient, day and residential care, with continuing care following core treatment. Special needs, including those for pregnant and parenting women and individuals with co-occurring (mental health and substance abuse) disorders have been addressed by treatment programs.
- Through the efforts of the Interagency Council on Intermediate Sanctions, programs have been evaluated using the Correctional Program Checklist (CPC) to determine how much in alignment programs are with the application of effective practices in working with offenders. Most programs are beginning to look at their programming and are working toward adopting and adapting to these principles.
- The CPC assessment team continues to be active in supporting the vendors as they begin to implement some of these practices, by providing opportunities for greater interaction between programs and the criminal justice system through training. Probation officers are consistently transmitting Level of Services Inventory-Revised data which provide vendors with the risk (to recidivate) classification of referred offenders to address dosage and treatment placement.
- Clients from Neighbor Islands had to travel to O'ahu, Maui or the Big Island for residential type placements, reflecting the need for higher levels of substance abuse treatment on all islands:

Neighbor Island Referrals for Residential Treatment				
Treatment Providers Referred To	Big Island 3 <sup>rd</sup> CC	Kauai 5 <sup>th</sup> CC	Maui 2 <sup>nd</sup> CC	Subtotal
<b><u>Oahu</u></b>				
Habilitat	6	1		7
Hina Mauka	17	1		18
Hoomau Ke Ola	12	1		13
Kahi Mohala				
Poailani	11	1		12
Salvation Army ATS	17			17
Salvation Army Adult Rehab Center	1	1		2
Sand Island Treatment Cntr	15	1		16
Veterans Administration	1			1
Total Referred to Oahu				69
<b><u>Big Island</u></b>				
BISAC	64			64
Bridge House	4			4
Teen Challenge	4			4
Total Referred to Big Island				72
<b><u>Maui</u></b>				
Aloha House	6		1	7
Total Referred to Maui				7
Total NI Referrals				148

# Table 1.1 Number of Judiciary Referrals by Island

This report counts the number of referrals made by the Judiciary to providers. Services for these referrals may not have been paid for by the Judiciary. Counts are unduplicated within a provider agency and in the Total column and rows.

Fiscal Year	Age Group	Provider Agency	Island (# of Clients)						
			Hawaii	Kauai	Lanai	Maui	Molokai	Oahu	Total
2016	Adult	Action with Aloha, LLC						30	30
		Alcoholic Rehabilitation Services of Hawaii, Inc						837	837
		Aloha House, Inc.			8	379			387
		Big Island Substance Abuse Council	416						416
		Bridge House, Inc	54						54
		CARE Hawaii, Inc.	168	14		140		531	853
		Hale Ho'okupa'a					29		29
		Ho'omau Ke Ola						107	107
		IHS, The Institute for Human Services, Inc.						12	12
		Institute for Family Enrichment LLC						1	1
		Ka Hale Pomaika'i					14		14
		Kline-Welsh Behavioral Foundation						193	193
		Kokua Support Services						16	16
		Ku Aloha Ola Mau	35						35
		Malama Na Makua A Keiki				83			83
		Mental Health Kokua						43	43
		Po'ailani, Inc						14	14
		Salvation Army-ATS						650	650
		Salvation Army-FTS						28	28
		The Queen's Medical Center						68	68
		Waianae Coast Comprehensive Health Center						240	240
		Women In Need		4				3	7
		Young Men's Christian Association of Honolulu						1	1
		<b>AGE GROUP TOTAL</b>	<b>673</b>	<b>18</b>	<b>8</b>	<b>602</b>	<b>43</b>	<b>2,774</b>	<b>4,118</b>
	Children	Alcoholic Rehabilitation Services of Hawaii, Inc						8	8
		Big Island Substance Abuse Council	24						24
		Bobby Benson Center						2	2
		CARE Hawaii, Inc.						139	139
		Hale Ho'okupa'a					2		2
		Malama Na Makua A Keiki				3			3
		Maui Youth and Family Services, Inc				2			2
		Salvation Army-FTS						6	6
		Young Men's Christian Association of Honolulu						2	2

		<b>AGE GROUP TOTAL</b>	24			5	2	157	188
		<b>FISCAL YEAR TOTAL</b>	697	18	8	607	45	2,931	4,306

Run Date: 10/18/2016 2:57:01 PM

# Table 1.2 Number of Judiciary Referred Clients Admitted by Island, Agency, and Gender

This report counts all clients that the providers have indicated were referred to them by the Judiciary and admitted into a treatment regime. Service rendered to Judiciary referred clients may not have been paid for by the Judiciary.

				Client Gender (# of Clients)			
Fiscal Year	Island	Age Group	Provider Agency	Female	Male	Total	
2016	Hawaii	Adult	Big Island Substance Abuse Council	81	335	416	
			Bridge House, Inc	15	39	54	
			CARE Hawaii, Inc.	30	138	168	
			Ku Aloha Ola Mau	17	18	35	
			AGE GROUP TOTAL	143	530	673	
		Children	Big Island Substance Abuse Council	18	6	24	
			AGE GROUP TOTAL	18	6	24	
		ISLAND TOTAL			161	536	697
		Kauai	Adult	CARE Hawaii, Inc.	7	7	14
	Women In Need				4	4	
	AGE GROUP TOTAL			7	11	18	
	ISLAND TOTAL			7	11	18	
	Lanai	Adult	Aloha House, Inc.		8	8	
			AGE GROUP TOTAL		8	8	
		ISLAND TOTAL				8	8
	Maui	Adult	Aloha House, Inc.	89	290	379	
			CARE Hawaii, Inc.	24	116	140	
			Malama Na Makua A Keiki	83		83	
			AGE GROUP TOTAL	196	406	602	
		Children	Malama Na Makua A Keiki	3		3	
			Maui Youth and Family Services, Inc		2	2	
			AGE GROUP TOTAL	3	2	5	
		ISLAND TOTAL			199	408	607
	Molokai	Adult	Hale Ho'okupa'a	4	25	29	
			Ka Hale Pomaika'i	7	7	14	
			AGE GROUP TOTAL	11	32	43	
		Children	Hale Ho'okupa'a		2	2	
			AGE GROUP TOTAL		2	2	
		ISLAND TOTAL			11	34	45
	Oahu	Adult	Action with Aloha, LLC	4	26	30	
			Alcoholic Rehabilitation Services of Hawaii, Inc	199	638	837	
			CARE Hawaii, Inc.	118	413	531	
			Ho'omau Ke Ola	53	54	107	
			IHS, The Institute for Human Services, Inc.	3	9	12	
			Institute for Family Enrichment LLC	1		1	
			Kline-Welsh Behavioral Foundation	39	154	193	
			Kokua Support Services	6	10	16	
			Mental Health Kokua	6	37	43	
			Po'ailani, Inc	3	11	14	
			Salvation Army-ATS	80	570	650	
			Salvation Army-FTS	28		28	
			The Queen's Medical Center	25	43	68	



			Waianae Coast Comprehensive Health Center	53	187	240
			Women In Need	2	1	3
			Young Men's Christian Association of Honolulu		1	1
			<b>AGE GROUP TOTAL</b>	620	2,154	2,774
		Children	Alcoholic Rehabilitation Services of Hawaii, Inc	1	7	8
			Bobby Benson Center	1	1	2
			CARE Hawaii, Inc.	41	98	139
			Salvation Army-FTS		6	6
			Young Men's Christian Association of Honolulu	2		2
			<b>AGE GROUP TOTAL</b>	45	112	157
		<b>ISLAND TOTAL</b>		665	2,266	2,931
		<b>FISCAL YEAR TOTAL</b>		1,043	3,263	4,306

Run Date: 10/18/2016 2:58:50 PM

## Table 1.3 Number of Clients Admitted by Gender and Agency

					Referred By (# of Admissions)						
Fiscal Year	Island	Client Gender	Age Group	Provider Agency	Adult Probation	Family Drug Court	Hawaii Drug Court	Veterans Treatment Court	Total		
2016	Oahu	Female	Adult	Action with Aloha, LLC	1				1		
				CARE Hawaii, Inc.	9				9		
				Hina Mauka	24	1			25		
				Ho'omau Ke Ola	7	5	1		13		
				Kline-Welsh Behavioral Foundation	2		1		3		
				Kokua Support Services	6				6		
				Salvation Army-ATS	4		1		5		
				Salvation Army-FTS	5	15			20		
				The Queen's Medical Center	4				4		
				Waianae Coast Comprehensive Health Center	48	3			51		
				AGE GROUP TOTAL	109	23	3		135		
			Children	Salvation Army-FTS	2	3			5		
				AGE GROUP TOTAL	2	3			5		
				GENDER TOTAL				111	26	3	
		Male	Adult	Action with Aloha, LLC	17					17	
				CARE Hawaii, Inc.	53					53	
				Hina Mauka	94	1	2			97	
				Ho'omau Ke Ola	12	2	1			15	
				Kline-Welsh Behavioral Foundation	15		5	5		25	
				Kokua Support Services	8					8	
				Salvation Army-ATS	65		2			67	
				The Queen's Medical Center	12					12	
				Waianae Coast Comprehensive Health Center	179	2				181	
				Women In Need	1					1	
				AGE GROUP TOTAL	452	4	10	5		471	
			Children	Salvation Army-FTS	2	2				4	
				AGE GROUP TOTAL	2	2				4	
				GENDER TOTAL				454	6	10	5
			ISLAND TOTAL				565	32	13	5	615
	FISCAL YEAR TOTAL				565	32	13	5	615		

Run Date: 9/23/2016 8:01:47 PM

**Table 2.1 Number of Clients Admitted by Agency and Court Type**

				Referred By (# of Admissions)				
Fiscal Year	Island	Age Group	Provider Agency	Adult Probation	Family Drug Court	Hawaii Drug Court	Veterans Treatment Court	Total
2016	Oahu	Adult	Action with Aloha, LLC	18				18
			CARE Hawaii, Inc.	62				62
			Hina Mauka	118	2	2		122
			Ho'omau Ke Ola	19	7	2		28
			Kline-Welsh Behavioral Foundation	17		6	5	28
			Kokua Support Services	14				14
			Salvation Army-ATS	69		3		72
			Salvation Army-FTS	5	15			20
			The Queen's Medical Center	16				16
			Waianae Coast Comprehensive Health Center	227	5			232
			Women In Need	1				1
			AGE GROUP TOTAL	561	27	13	5	606
		Children	Salvation Army-FTS	4	5			9
			AGE GROUP TOTAL	4	5			9
		ISLAND TOTAL			565	32	13	5
	FISCAL YEAR TOTAL			565	32	13	5	615

Run Date: 9/23/2016 2:52:38 PM

**Table 2.2 Number of Clients Admitted by Island, Agency and Gender**

				Client Gender (# of Admissions)		
Fiscal Year	Island	Age Group	Provider Agency	Female	Male	Total
2016	Oahu	Adult	Action with Aloha, LLC	1	17	18
			CARE Hawaii, Inc.	9	53	62
			Hina Mauka	25	97	122
			Ho'omau Ke Ola	13	15	28
			Kline-Welsh Behavioral Foundation	3	26	29
			Kokua Support Services	6	8	14
			Salvation Army-ATS	5	67	72
			Salvation Army-FTS	20		20
			The Queen's Medical Center	4	12	16
			Waianae Coast Comprehensive Health Center	51	181	232
			Women In Need		1	1
			AGE GROUP TOTAL	135	472	607
		Children	Salvation Army-FTS	5	4	9
			AGE GROUP TOTAL	5	4	9
		ISLAND TOTAL			140	476
	FISCAL YEAR TOTAL			140	476	616

Run Date: 10/19/2016 7:09:47 AM

## Table 3.1 Number of Clients Admitted by Island, Agency and Race

This report counts clients who have had one or more program enrollments during the fiscal year. If a client has multiple program enrollments during the fiscal year, they are counted only once.

			Race (# of Clients)									
Island	Age Group	Provider Agency	Alaskan Native	American Indian	Asian	Black	Native Hawaiian	Other	Pacific Islander	Unknown	White	Total
Oahu	Adult	Action with Aloha, LLC			6		4	1	3		4	18
		Alcoholic Rehabilitation Services of Hawaii, Inc	1	1	26	5	61	2	11	2	13	122
		CARE Hawaii, Inc.			14	2	22	2	10	1	11	62
		Ho'omau Ke Ola			7		19		2			28
		Kline-Welsh Behavioral Foundation		1	6		12	5	1		4	29
		Kokua Support Services			5	1	1		4	2	1	14
		Salvation Army-ATS			12	1	36	2	15		6	72
		Salvation Army-FTS		1	2		13		2		2	20
		The Queen's Medical Center			7		6				3	16
		Waianae Coast Comprehensive Health Center		2	51	16	90	8	21	1	43	232
		Women In Need							1			1
		AGE GROUP TOTAL	1	5	135	25	262	20	68	6	87	607
	Children	Salvation Army-FTS			1		3	2	1		2	9
		AGE GROUP TOTAL			1		3	2	1		2	9
	ISLAND TOTAL			1	5	136	25	265	22	69	6	89
FISCAL YEAR TOTAL			1	5	136	25	265	22	69	6	89	616

# Table 3.2 Number of Clients Admitted by Island, Ethnicity, Agency, and Court Type

Fiscal Year	Island	Ethnicity	Age Group	Provider Agency	Court Type (# of Admissions)				
					Adult Probation	Family Drug Court	Hawaii Drug Court	Veterans Treatment Court	Total
2016	Oahu	Aleutian/Eskimo	Adult	Hina Mauka	1				1
				<b>AGE GROUP TOTAL</b>	1				1
			<b>ETHNICITY TOTAL</b>		1				1
		American Indian	Adult	Hina Mauka	1				1
				Kline-Welsh Behavioral Foundation				1	1
				Salvation Army-FTS		1			1
				Waianae Coast Comprehensive Health Center	2				2
				<b>AGE GROUP TOTAL</b>	3	1		1	5
			<b>ETHNICITY TOTAL</b>		3	1		1	5
		Black/African American	Adult	CARE Hawaii, Inc.	2				2
				Hina Mauka	5				5
				Kokua Support Services	1				1
				Salvation Army-ATS	1				1
				Waianae Coast Comprehensive Health Center	15				15
				<b>AGE GROUP TOTAL</b>					24
			<b>ETHNICITY TOTAL</b>						24
		Caucasian	Adult	Action with Aloha, LLC	3				3
				CARE Hawaii, Inc.	9				9
				Hina Mauka	13				13
				Kline-Welsh Behavioral Foundation	2			2	4
				Kokua Support Services	1				1
				Salvation Army-ATS	6				6
				Salvation Army-FTS		1			1
				The Queen's Medical Center	3				3
				Waianae Coast Comprehensive Health Center	37	1			38
				<b>AGE GROUP TOTAL</b>					78
			Children	Salvation Army-FTS		2			2
				<b>AGE GROUP TOTAL</b>					2
			<b>ETHNICITY TOTAL</b>						80
		Chinese	Adult	CARE Hawaii, Inc.	2				2
				Hina Mauka	1				1

			The Queen's Medical Center	1				1
			Waianae Coast Comprehensive Health Center	5				5
			AGE GROUP TOTAL					9
		ETHNICITY TOTAL						
	Chuukese	Adult	Action with Aloha, LLC	1				1
			CARE Hawaii, Inc.	5				5
			Kokua Support Services	1				1
			Salvation Army-ATS	2				2
			Waianae Coast Comprehensive Health Center	3				3
			Women In Need	1				1
			AGE GROUP TOTAL					13
		ETHNICITY TOTAL						
	Filipino	Adult	Action with Aloha, LLC	3				3
			CARE Hawaii, Inc.	5				5
			Hina Mauka	15				15
			Ho'omau Ke Ola	2	1	1		4
			Kline-Welsh Behavioral Foundation	1				1
			Kokua Support Services	2				2
			Salvation Army-ATS	7				7
			Salvation Army-FTS	1	1			2
			The Queen's Medical Center	3				3
			Waianae Coast Comprehensive Health Center	21				21
			AGE GROUP TOTAL					62
		Children	Salvation Army-FTS		1			1
			AGE GROUP TOTAL					1
		ETHNICITY TOTAL						
	Guamanian	Adult	Kline-Welsh Behavioral Foundation			1		1
			AGE GROUP TOTAL					1
		ETHNICITY TOTAL						
	Hawaiian	Adult	CARE Hawaii, Inc.	1				1
			Hina Mauka	5				5
			Ho'omau Ke Ola	1				1
			Kline-Welsh Behavioral Foundation	1				1
			Salvation Army-ATS	3				3
			Waianae Coast Comprehensive Health Center	6				6
			AGE GROUP TOTAL					17
		ETHNICITY TOTAL						
	Japanese	Adult	Action with Aloha, LLC	3				3

				CARE Hawaii, Inc.	3				3
				Hina Mauka	6		1		7
				Ho'omau Ke Ola	1				1
				Kline-Welsh Behavioral Foundation	1			1	2
				Kokua Support Services	2				2
				Salvation Army-ATS	3				3
				The Queen's Medical Center	1				1
				Waianae Coast Comprehensive Health Center	16				16
				<b>AGE GROUP TOTAL</b>					38
				<b>ETHNICITY TOTAL</b>					38
		Korean	Adult	CARE Hawaii, Inc.	1				1
				Hina Mauka	2				2
				Ho'omau Ke Ola	1				1
				Kline-Welsh Behavioral Foundation	1				1
				The Queen's Medical Center	1				1
				Waianae Coast Comprehensive Health Center	5				5
				<b>AGE GROUP TOTAL</b>					11
				<b>ETHNICITY TOTAL</b>					11
		Marshallese	Adult	Hina Mauka	1				1
				<b>AGE GROUP TOTAL</b>					1
				<b>ETHNICITY TOTAL</b>					1
		Micronesian	Adult	CARE Hawaii, Inc.	1				1
				Waianae Coast Comprehensive Health Center	1				1
				<b>AGE GROUP TOTAL</b>					2
				<b>ETHNICITY TOTAL</b>					2
		Mixed - Not Hawaiian	Adult	CARE Hawaii, Inc.	2				2
				Hina Mauka	1				1
				Kline-Welsh Behavioral Foundation	4		1		5
				Salvation Army-ATS	2				2
				<b>AGE GROUP TOTAL</b>					10
			Children	Salvation Army-FTS	2				2
				<b>AGE GROUP TOTAL</b>					2
			<b>ETHNICITY TOTAL</b>						12
		Mixed - Part Hawaiian	Adult	Action with Aloha, LLC	4				4
				CARE Hawaii, Inc.	21				21
				Hina Mauka	54	1	1		56
				Ho'omau Ke Ola	12	5	1		18
				Kline-Welsh Behavioral Foundation	7		2	2	11



				Kokua Support Services	1				1
				Salvation Army-ATS	31		2		33
				Salvation Army-FTS	3	10			13
				The Queen's Medical Center	6				6
				Waianae Coast Comprehensive Health Center	81	3			84
				<b>AGE GROUP TOTAL</b>					246
			Children	Salvation Army-FTS	1	2			3
				<b>AGE GROUP TOTAL</b>					3
			<b>ETHNICITY TOTAL</b>						249
		Okinawan	Adult	CARE Hawaii, Inc.	1				1
				The Queen's Medical Center	1				1
				Waianae Coast Comprehensive Health Center	1				1
				<b>AGE GROUP TOTAL</b>					3
			<b>ETHNICITY TOTAL</b>						3
		Other	Adult	Action with Aloha, LLC	1				1
				Hina Mauka	1				1
				Waianae Coast Comprehensive Health Center	8				8
				<b>AGE GROUP TOTAL</b>					10
			<b>ETHNICITY TOTAL</b>						10
		Other Asian	Adult	Hina Mauka	1				1
				Ho'omau Ke Ola	1				1
				Kline-Welsh Behavioral Foundation			2		2
				Kokua Support Services	1				1
				Salvation Army-ATS	1				1
				<b>AGE GROUP TOTAL</b>					6
			<b>ETHNICITY TOTAL</b>						6
		Other Pacific Islander	Adult	Hina Mauka	2				2
				Kokua Support Services	3				3
				Salvation Army-FTS	1				1
				<b>AGE GROUP TOTAL</b>					6
			<b>ETHNICITY TOTAL</b>						6
		Pohnpian	Adult	Action with Aloha, LLC	1				1
				Salvation Army-ATS	1				1
				<b>AGE GROUP TOTAL</b>					2
			<b>ETHNICITY TOTAL</b>						2
		Portuguese	Adult	Action with Aloha, LLC	1				1
				CARE Hawaii, Inc.	2				2
				Salvation Army-FTS		1			1
				Waianae Coast Comprehensive Health Center	5				5

				AGE GROUP TOTAL					9		
			ETHNICITY TOTAL								9
			Samoan	Adult	Action with Aloha, LLC	1				1	
		CARE Hawaii, Inc.			4				4		
		Hina Mauka			6				6		
		Ho'omau Ke Ola			1	1			2		
		Salvation Army-ATS			11				11		
		Salvation Army-FTS				1			1		
		Waianae Coast Comprehensive Health Center			13				13		
		AGE GROUP TOTAL							37		
		Children		Salvation Army-FTS	1				1		
				AGE GROUP TOTAL					1		
		ETHNICITY TOTAL								38	
		Tongan	Adult	Hina Mauka	1	1			2		
				Salvation Army-ATS	1				1		
				Waianae Coast Comprehensive Health Center	3	1			4		
				AGE GROUP TOTAL					6		
			ETHNICITY TOTAL								6
		Unknown	Adult	CARE Hawaii, Inc.	1				1		
				Hina Mauka	2				2		
				Kokua Support Services	2				2		
				Waianae Coast Comprehensive Health Center	2				2		
				AGE GROUP TOTAL					7		
			ETHNICITY TOTAL								6
		Vietnamese	Adult	CARE Hawaii, Inc.	2				2		
				Salvation Army-ATS			1		1		
				Waianae Coast Comprehensive Health Center	3				3		
				AGE GROUP TOTAL					6		
			ETHNICITY TOTAL								6
		ISLAND TOTAL								616	
		FISCAL YEAR TOTAL								616	
		REPORT TOTAL								616	

Run Date: 10/19/2016 7:19:55 AM

## Table 4 Number of Clients Admitted by Island, Employment Status, Agency and Court Type

Fiscal Year	Island	Age Group	Employment Status	Provider Agency	Court Type (# of Admissions)				
					Adult Probation	Family Drug Court	Hawaii Drug Court	Veterans Treatment Court	Total
2016	Oahu	Adult	Disabled	Action with Aloha, LLC	2				2
				Hina Mauka	5		1		6
				Salvation Army-ATS	1				1
				The Queen's Medical Center	9				9
				<b>EMPLOYMENT STATUS TOTAL</b>	17		1		18
			Full-Time	Action with Aloha, LLC	4				4
				CARE Hawaii, Inc.	8				8
				Hina Mauka	6				6
				Ho'omau Ke Ola	1				1
				Salvation Army-ATS	4				4
				The Queen's Medical Center	1				1
				<b>EMPLOYMENT STATUS TOTAL</b>	24				24
			Homemaker	Salvation Army-FTS	2	1			3
				Waianae Coast Comprehensive Health Center	1				1
				<b>EMPLOYMENT STATUS TOTAL</b>	3	1			4
			Inmate	Action with Aloha, LLC	1				1
				Hina Mauka	41		1		42
				Ho'omau Ke Ola	9	1	2		12
				Kline-Welsh Behavioral Foundation	15		6	2	23
				Salvation Army-ATS	25		2		27
				Salvation Army-FTS	3				3
				<b>EMPLOYMENT STATUS TOTAL</b>	93	1	11	2	107
			Not in Labor Force	CARE Hawaii, Inc.	3				3
				Hina Mauka	41	1	1		43
				Ho'omau Ke Ola	8	7			15
				Kline-Welsh Behavioral Foundation	2			3	5
				Kokua Support Services	1				1
				Salvation Army-ATS	34		1		35
				Salvation Army-FTS		15			15
				The Queen's Medical Center	1				1
				Waianae Coast Comprehensive Health Center	23	5			28

				EMPLOYMENT STATUS TOTAL	112	26	2	3	143
			Part-Time	CARE Hawaii, Inc.	8				8
				Salvation Army-ATS	2				2
				Salvation Army-FTS		1			1
				The Queen's Medical Center	1				1
				Waianae Coast Comprehensive Health Center	1	1			2
				EMPLOYMENT STATUS TOTAL	12	2			14
			Retired	Action with Aloha, LLC	1				1
				Kline-Welsh Behavioral Foundation				1	1
				EMPLOYMENT STATUS TOTAL	1			1	2
			Unemployed	Action with Aloha, LLC	9				9
				CARE Hawaii, Inc.	22				22
				Hina Mauka	12	1			13
				Ho'omau Ke Ola	2				2
				Kokua Support Services	1				1
				Salvation Army-ATS	6				6
				The Queen's Medical Center	4				4
				Waianae Coast Comprehensive Health Center	2				2
				Women In Need	1				1
				EMPLOYMENT STATUS TOTAL	59	1			60
			Unknown	Action with Aloha, LLC	1				1
				CARE Hawaii, Inc.	26				26
				Hina Mauka	18		1		19
				Kokua Support Services	13				13
				Salvation Army-ATS	5				5
				Waianae Coast Comprehensive Health Center	206				206
				EMPLOYMENT STATUS TOTAL	269		1		270
AGE GROUP TOTAL				561	27	13	6	607	
Children	Unknown	Salvation Army-FTS	4	5			9		
		EMPLOYMENT STATUS TOTAL	4	5			9		
	AGE GROUP TOTAL				4	5		9	
ISLAND TOTAL				565	32	13	6	616	
FISCAL YEAR TOTAL				565	32	13	6	616	

Run Date: 10/19/2016 7:21:48 AM

# Table 5 Number of Clients Admitted by Island, Primary Substance, Agency, and Court Type

Fiscal Year	Island	Age Group	Primary Substance	Provider Agency	Court Type (# of Admissions)				
					Adult Probation	Family Drug Court	Hawaii Drug Court	Veterans Treatment Court	Total
2016	Oahu	Adult	Alcohol	Action with Aloha, LLC	7				7
				Alcoholic Rehabilitation Services of Hawaii, Inc	8				8
				CARE Hawaii, Inc.	5				5
				Ho'omau Ke Ola	3	1			4
				Kline-Welsh Behavioral Foundation	2			1	3
				Salvation Army-ATS	7				7
				Salvation Army-FTS		2			2
				The Queen's Medical Center	3				3
				Waianae Coast Comprehensive Health Center	4				4
				Women In Need	1				1
				<b>PRIMARY SUBSTANCE TOTAL</b>	40	3		1	44
			Cocaine/Crack	Action with Aloha, LLC	1				1
				Alcoholic Rehabilitation Services of Hawaii, Inc	5				5
				CARE Hawaii, Inc.	5				5
				Ho'omau Ke Ola	1				1
				Waianae Coast Comprehensive Health Center	1				1
				<b>PRIMARY SUBSTANCE TOTAL</b>	13				13
			Heroin	Action with Aloha, LLC	1				1
				Alcoholic Rehabilitation Services of Hawaii, Inc	4				4
				CARE Hawaii, Inc.	1				1
				Kline-Welsh Behavioral Foundation			1	1	2
				Salvation Army-ATS	2				2
				The Queen's Medical Center	2				2
				<b>PRIMARY SUBSTANCE TOTAL</b>	10		1	1	12
			Marijuana/Hashish/THC	Alcoholic Rehabilitation Services of Hawaii, Inc	11				11
				CARE Hawaii, Inc.	4				4
				Ho'omau Ke Ola	4				4
				Kline-Welsh Behavioral Foundation				1	1
				Kokua Support Services	1				1
				Salvation Army-ATS	3				3
				Salvation Army-FTS		2			2
				The Queen's Medical Center	1				1

				PRIMARY SUBSTANCE TOTAL	24	2		1	27	
			Methamphetamine	Action with Aloha, LLC	6				6	
				Alcoholic Rehabilitation Services of Hawaii, Inc	76	2	2		80	
				CARE Hawaii, Inc.	16				16	
				Ho'omau Ke Ola	11	7	2		20	
				Kline-Welsh Behavioral Foundation	14		5	3	22	
				Kokua Support Services	1				1	
				Salvation Army-ATS	53		3		56	
				Salvation Army-FTS	5	11			16	
				The Queen's Medical Center	8				8	
				Waianae Coast Comprehensive Health Center	23	4			27	
				PRIMARY SUBSTANCE TOTAL	210	22	12	3	247	
				None	Action with Aloha, LLC	1				1
			Alcoholic Rehabilitation Services of Hawaii, Inc		18		1		19	
			CARE Hawaii, Inc.		23				23	
			Kokua Support Services		13				13	
			Salvation Army-ATS		5				5	
			Waianae Coast Comprehensive Health Center		205				205	
			PRIMARY SUBSTANCE TOTAL		265		1		266	
			Other	Waianae Coast Comprehensive Health Center		1			1	
				PRIMARY SUBSTANCE TOTAL		1			1	
			Other Amphetamines	CARE Hawaii, Inc.	14				14	
				PRIMARY SUBSTANCE TOTAL	14				14	
			Other Opiates and Synthetics	Kline-Welsh Behavioral Foundation	1				1	
				Salvation Army-ATS	2				2	
				The Queen's Medical Center	2				2	
				PRIMARY SUBSTANCE TOTAL	5				5	
			Other Stimulants	Action with Aloha, LLC	2				2	
				PRIMARY SUBSTANCE TOTAL	2				2	
			AGE GROUP TOTAL		561	27	13	6	607	
			Children	None	Salvation Army	4	5			9
					PRIMARY SUBSTANCE TOTAL	4	5			9
				AGE GROUP TOTAL		4	5			9
			ISLAND TOTAL		565	32	13	6	616	
			FISCAL YEAR TOTAL		565	32	13	6	616	

Run Date: 10/19/2016 7:23:38 AM

**Table 6.1 Number of Client Admissions by Island, Agency, and Level of Care**

				Level of Care (# of Admissions)								
Fiscal Year	Island	Age Group	Provider Agency	00 Assessment Only	01 Residential	02 Day Treatment	03 Intensive Outpatient	04 Outpatient	05 Continuing Care	06 Therapeutic Lving	Total	
2015	Oahu	Adult	CARE Hawaii, Inc.	1			60	7	21		80	
			Hina Mauka	2	66		38		12		105	
			Ho'omau Ke Ola		19		8	8			28	
			Salvation Army-ATS		11	15	29	25	17		48	
			Salvation Army-FTS		16		9	4		7	21	
			The Queen's Medical Center				2	16			18	
			Waianae Coast Comprehensive Health Center	242			25	1			266	
			AGE GROUP TOTAL	245	111	15	170	61	50	7	555	
		Children	Salvation Army-FTS		12					7	16	
			AGE GROUP TOTAL		12					7	16	
		ISLAND TOTAL			245	123	15	170	61	50	14	571
		FISCAL YEAR TOTAL			245	123	15	170	61	50	14	571

## Table 6.2 Number of Clients Served by Island, Agency, and Level of Care

This report counts the number of clients whose service was paid by the Judiciary in the fiscal year. If a client has multiple Judiciary paid services, the client is counted only once. Services can be for program enrollments in prior years.

				Level of Care (# of Clients Served)								
Fiscal Year	Island	Age Group	Provider Agency	00 Assessment Only	01 Residential	02 Day Treatment	03 Intensive Outpatient	04 Outpatient	05 Continuing Care	06 Therapeutic Living	Total	
2015	Oahu	Adult	Alcoholic Rehabilitation Services of Hawaii, Inc	2	74		40		12		111	
			CARE Hawaii, Inc.	1			79	6	25		90	
			Ho'omau Ke Ola		21		8	9			30	
			Salvation Army-ATS		23	16	35	25	18		58	
			Salvation Army-FTS		18		9	4		9	21	
			The Queen's Medical Center				2	16			17	
			Waianae Coast Comprehensive Health Center	242			33	1			273	
			AGE GROUP TOTAL	245	135	16	206	61	55	9	589	
		Children	Salvation Army-FTS		15					9	17	
			AGE GROUP TOTAL		15					9	17	
			ISLAND TOTAL			245	150	16	206	61	55	18
		FISCAL YEAR TOTAL			245	150	16	206	61	55	18	606



## Table 6.3 Number of Clients Served by Island, Agency, and Court Type

				Services Paid By (# of Clients Served)				
Fiscal Year	Island	Age Group	Provider Agency	Adult Probation	Family Drug Court	Hawaii Drug Court	Veterans Treatment Court	Total
2015	Oahu	Adult	Alcoholic Rehabilitation Services of Hawaii, Inc	88	5	18	1	111
			CARE Hawaii, Inc.	89			2	90
			Ho'omau Ke Ola	22	8			30
			Salvation Army-ATS	55	1	2		58
			Salvation Army-FTS	6	15			21
			The Queen's Medical Center	17				17
			Waianae Coast Comprehensive Health Center	270	3			273
			AGE GROUP TOTAL	537	31	20	3	589
		Children	Salvation Army-FTS	3	14			17
			AGE GROUP TOTAL	3	14			17
		ISLAND TOTAL			540	45	20	3
FISCAL YEAR TOTAL			540	45	20	3	606	

## Table 7 Number of Judiciary Client Discharges by Discharge Type

Discharges are only applicable when clients complete treatment regimen which may include residential, day treatment, intensive outpatient, and outpatient services. Clients with Assessment ONLY services are not counted in this report.

Fiscal Year	Island	Age Group	Provider Agency	Discharge Type (# of Discharges)									
				Client Discharged for Medical Reasons	Client Left Before Completing Treatment	Client Left Before Completing Treatment-Elopement (from Residential Program)	Completed Treatment. No Substance Use	Completed Treatment. Some Substance Use	Incarcerated	Program Decision to Discharge Client for Non-Compliance with Program Rules	Referred to Outside Agency for Continued Services	Transfer to Another Program Within Agency for Continued Services	Total
2016	Oahu	Adult	Action with Aloha, LLC		3				2		1		6
			Alcoholic Rehabilitation Services of Hawaii, Inc	4	14	7	42	6	11	48	4	3	139
			CARE Hawaii, Inc.	1			6	1	2	21	2	8	41
			Ho'omau Ke Ola		5		9	2		13	3	1	33
			Salvation Army-ATS	1	8	5	29	9	2	7	4	1	66
			Salvation Army-FTS				9	1		1	1		12
			The Queen's Medical Center	1	3		9		1	3		2	19
			Waianae Coast Comprehensive Health Center		2		3		1		2		8
			Women In Need							1			1
			<b>AGE GROUP TOTAL</b>	7	45	12	114	19	19	95	19	15	345
		Children	Salvation Army-FTS				5			1			6
			<b>AGE GROUP TOTAL</b>				5			1			6
			<b>ISLAND TOTAL</b>	7	45	12	119	19	19	96	19	15	351
		<b>FISCAL YEAR TOTAL</b>		7	45	12	119	19	19	96	19	15	351

Run Date: 10/25/2016 1:07:58 PM

## Table 8.1 Number of 6-Month Follow-Up Due by Island, Agency and Fiscal Year

Island	Provider Agency	Fiscal Year (# of Clients)					
		2012	2013	2014	2015	2016	Total
Oahu	Action with Aloha, LLC					2	2
	Alcoholic Rehabilitation Services of Hawaii, Inc	15	82	76	110	120	403
	CARE Hawaii, Inc.	1	1	1	36	38	77
	Ho'omau Ke Ola		11	21	19	30	81
	Kline-Welsch Behavioral Foundation					6	6
	Salvation Army-ATS	4	28	40	47	65	184
	Salvation Army-FTS	4	14	12	27	20	77
	The Queen's Medical Center	2	6	10	12	18	48
	Waianae Coast Comprehensive Health Center			1	6	10	17
	Women in Need					1	1
	<b>ISLAND TOTAL</b>	26	142	161	257	310	896
<b>REPORT TOTAL</b>		26	142	161	257	310	896

Run Date: 10/24/2016 10:29:54 AM

**Table 8.2 Number of 6-Month Follow-Ups Completed by Island, Agency and Follow-Up Status**

Fiscal Year	Island	Provider Agency	Followup Type (# of Clients)				Total
			Completed Follow-Up	Unable to Follow-Up-Incarcerated	Unable to Follow-Up-Moved, No Forwarding Address	Unable to Follow-Up-No Response	
2016	Oahu	CARE Hawaii, Inc.			1		32
		Ho'omau Ke Ola	14	1	4	1	16
		Salvation Army-ATS	39	1	4	12	56
		Salvation Army-FTS	11	1	1	3	16
		<b>ISLAND TOTAL</b>	64	3	6	16	89
	<b>FISCAL YEAR TOTAL</b>		64	3	6	16	89

Run Date: 10/24/2016 10:49:46 AM

**Table 8.3 Number of Clients Arrested After Discharge by Island, Agency and Follow-Up Status**

Fiscal Year	Island	Provider Agency	Followup Status (# of Clients)			Total
			Completed Follow-Up	Unable to Follow-Up-Incarcerated	Unable to Follow-Up-No Response	
21016	Oahu	Ho'omau Ke Ola	1	1	2	4
		<b>ISLAND TOTAL</b>	1	1	2	4
	<b>FISCAL YEAR TOTAL</b>		1	1	2	4


Run Date: 10/24/2016 11:15:16 AM

**ANNUAL REPORT TO THE TWENTY-NINTH LEGISLATURE  
2017 REGULAR SESSION**

**ON**

**ACT 103, SESSION LAWS OF HAWAI'I 2013  
HRS § 571-46.4**

**A Report on the Number of Complaints Against  
Court-Appointed Child Custody Evaluators**



**Prepared by:**

**Family Court  
The Judiciary, State of Hawai'i**

**December 2017**

**ANNUAL REPORT TO THE TWENTY-NINTH LEGISLATURE  
2017 REGULAR SESSION**

**ON**

**ACT 103, SESSION LAWS OF HAWAII 2013  
HRS § 571-46.4**

**A Report on the Number of Complaints Against  
Court-Appointed Child Custody Evaluators**

This report is respectfully submitted pursuant to Act 103, Session Laws of Hawaii 2013, HRS § 571-46.4, which requires the Judiciary to submit an annual report regarding the number of complaints against court-appointed child custody evaluators that are processed through the referral process.


The Judiciary did not receive any Notice of Intent to File a Complaint Against a Private Child Custody Evaluator during the fiscal year ending June 30, 2016.

**ANNUAL REPORT TO THE TWENTY-NINTH LEGISLATURE  
2017 REGULAR SESSION**

**ON**

**ACT 138, SESSION LAWS OF HAWAI'I 2015  
Part III, Section 7**

**A Report on FY 2016 Purchase of Service Contracts**



**Prepared by:**

**Judiciary Budget Office  
Policy and Planning Department  
The Judiciary, State of Hawai'i**

**December 2016**

**ANNUAL REPORT TO THE TWENTY-NINTH LEGISLATURE  
2017 REGULAR SESSION**

**ON**

**ACT 138, SESSION LAWS OF HAWAII 2016**

**PART III, SECTION 7**

**A Report on FY 2016 Purchase of Service Contracts**

This report is respectfully submitted pursuant to Act 138, Session Laws of Hawaii 2015, which requires the Judiciary to submit a report listing the purchase of service contracts entered into in FY 2016; the purpose of the contracts; the contract award amounts; expenditures and encumbrances under the contracts; and program measures achieved by the contractors.



The Judiciary						
Purchase of Service Contract Report for 2017 Legislature						
GENERAL FUNDS:						
POS Contract Amount						
Contract Number	Service	Provider	Program	FY '16 Projected	FY '16 Actual	FY '16 Actual No. of Clients Served
<a href="#">J12036</a>	Mediation and related dispute resolution services	Mediation Centers of Hawaii	Admin	413,000	413,000	7,760
<a href="#">J12110</a>	Child sexual abuse treatment program	Catholic Charities Hawaii	Admin	142,000	142,000	66
<a href="#">J16224</a>	Civil Legal Services	Legal Aid Society of Hawaii	Admin	400,000	400,000	5,468
<a href="#">J16254</a>	Civil Legal Services	Volunteer Legal Services Hawaii	Admin	200,000	150,000	1,418
<b>Total Administration</b>				<b>1,155,000</b>	<b>1,105,000</b>	
<a href="#">J08087 / J16097</a>	Adult substance abuse treatment services	Klein-Welsh dba Sand Island Treatment Center	First Circuit (CC)	125,000	100,800	23
<a href="#">J08088/ J12131/ J16084</a>	Adult substance abuse treatment services	CARE Hawaii, Inc.	First Circuit (CC)	200,000	199,328	68
<a href="#">J08100/ J12096/ J16083</a>	Adult substance abuse treatment services	Alcoholic Rehabilitation Services of Hawaii, dba Hina Mauka	First Circuit (CC and FC - ACS)	300,000	243,821	130
<a href="#">J08101/ J12095/ J16057</a>	Adult substance abuse treatment services	Salvation Army - Addiction Treatment Services	First Circuit (CC and FC - ACS)	350,000	378,995	68
<a href="#">J08129/ J12098/ J16056</a>	Adult substance abuse treatment services	Salvation Army - Family Treatment Services	First Circuit (CC and FC - ACS)	120,000	95,752	11
<a href="#">J08130/ J12111/ J16093</a>	Adult substance abuse treatment services	Waianae District Comprehensive Health & Hospital Board/Waianae Coast Comprehensive Health Center	First Circuit (CC and FC - ACS)	100,000	53,076	242
<a href="#">J08131/ J12173/ J16118</a>	Adult substance abuse treatment services	Queen's Medical Center - Day Treatment Services	First Circuit (CC)	50,000	42,480	20
<a href="#">J08139/ J12099/ J16080</a>	Adult substance abuse treatment services	Hoomau Ke Ola	First Circuit (CC and FC - ACS)	139,060	189,103	29

<b>The Judiciary</b>						
<b>Purchase of Service Contract Report for 2017 Legislature</b>						
<b>GENERAL FUNDS:</b>						
<b>POS Contract Amount</b>						
<b>Contract Number</b>	<b>Service</b>	<b>Provider</b>	<b>Program</b>	<b>FY '16 Projected</b>	<b>FY '16 Actual</b>	<b>FY '16 Actual No. of Clients Served</b>
<a href="#">J08183/J12053/J16092</a>	Treatment of adult sex offenders	Giovannoni, Joseph, Inc.	First Circuit (CC)	68,940	77,908	30
<a href="#">J08185/J12174/J16095</a>	Treatment of adult sex offenders	Catholic Charities of the Diocese of Honolulu	First Circuit (CC)	43,200	59,310	10
<a href="#">J16091</a>	Adult substance abuse treatment services	Action With Aloha	First Circuit (CC)	100,000	25,320	17
<a href="#">J16098</a>	Adult substance abuse treatment services	Kokua Support Services	First Circuit (CC)	65,000	5,845	14
<a href="#">J16165</a>	Adult substance abuse treatment services	Women In Need	First Circuit (CC)	65,000	195	1
<a href="#">J07144/J12115/J16145</a>	Prosocial Activity	Matt Levi Corporation	First Circuit (FC)	24,502	24,502	11
<a href="#">J08067/J12114/J16169</a>	Anger management classes	Community Assistance Center	First Circuit (FC)	19,400	16,200	45
<a href="#">J08080/J12093/J16194</a>	Emergency shelter services	Hale Kipa, Inc.	First Circuit (FC)	55,200	55,200	19
<a href="#">J08081/J12058/J16144</a>	Juvenile substance abuse treatment services	YMCA of Honolulu	First Circuit (FC)	260,543	86,848	14
<a href="#">J08082/J12060/J16100</a>	Emergency shelter	Central Oahu Youth Services Association, Inc.	First Circuit (FC)	41,400	41,400	17
<a href="#">J08083/J12128/J16208</a>	Juvenile client and family services	Child and Family Service	First Circuit (FC)	491,870	491,870	342
<a href="#">J08095/J12066/J16177</a>	Medical services	UCERA	First Circuit (FC)	80,604	80,604	734
<a href="#">J08096/J12094/J16195</a>	Independent living programs	Hale Kipa, Inc.	First Circuit (FC)	52,925	34,655	4
<a href="#">J08102/J12052/J16151</a>	In-Community Service-Alternative Education Program	Palama Settlement	First Circuit (FC)	187,679	187,679	191
<a href="#">J08103/J12109/J16180</a>	In-Community Service-Outdoor Experience	Marimed Foundation for Island Health Care Training	First Circuit (FC)	49,172	49,172	4

<b>The Judiciary</b>						
<b>Purchase of Service Contract Report for 2017 Legislature</b>						
<b>GENERAL FUNDS:</b>						
<b>POS Contract Amount</b>						
<b>Contract Number</b>	<b>Service</b>	<b>Provider</b>	<b>Program</b>	<b>FY '16 Projected</b>	<b>FY '16 Actual</b>	<b>FY '16 Actual No. of Clients Served</b>
<a href="#">J08111/</a> <a href="#">J12055/</a> <a href="#">J16164</a>	Juvenile sex offender assessment and treatment services	Catholic Charities Hawaii	First Circuit (FC)	98,000	90,000	29
<a href="#">J08112/</a> <a href="#">J12056/</a> <a href="#">J16178</a>	In-community services	Coalition for a Drug Free Hawaii	First Circuit (FC)	176,553	176,553	67
<a href="#">J08134/</a> <a href="#">J12137/</a> <a href="#">J16173</a>	Juvenile client and family services	Parents and Children Together	First Circuit (FC)	350,568	350,568	584
<a href="#">J08162/</a> <a href="#">J12113/</a> <a href="#">J16147</a>	Juvenile substance abuse treatment services - outpatient treatment	CARE Hawaii, Inc.	First Circuit (FC)	173,916	173,916	87
<a href="#">J08163/</a> <a href="#">J12136/</a> <a href="#">J16174</a>	Juvenile client and family services	Parents and Children Together	First Circuit (FC)	811,975	811,975	797
<a href="#">J08164/</a> <a href="#">J12129/</a> <a href="#">J16175</a>	Juvenile client and family services	Domestic Violence Action Center	First Circuit (FC)	1,374,534	1,374,534	4,153
<a href="#">J11131/</a> <a href="#">J16176</a>	On call Nursing Services	Nursefinders of Hawaii	First Circuit	75,000	26,784	7,154
<a href="#">J08243/</a> <a href="#">J12061/</a> <a href="#">J16179</a>	Mental Health Services	Margeret Cadiz	First Circuit (FC)	70,000	20,510	26
<a href="#">J09079/</a> <a href="#">J13127/</a> <a href="#">J16172</a>	Mental Health Assessment for Juveniles	Barbara Rogers	First Circuit (FC)	24,975	15,200	24
<a href="#">J16101</a>	Community-Based Program	Boys and Girls Club of Hawaii	First Circuit (FC)	10,000	10,000	1
<a href="#">J16166</a>	Substance Abuse Treatment for Youth	Hina Mauka - Teen Care	First Circuit (FC)	50,000	50,000	10
<a href="#">J16148</a>	Community-Based Program	Kupu	First Circuit (FC)	45,000	45,000	9
<a href="#">J16170</a>	Substance Abuse Treatment for Youth	Marimed Foundation - Kailana	First Circuit (FC)	182,639	182,639	6
<a href="#">J16171</a>	Emergency Foster Homes & Concomitant Services	Waianae Coast CMHC - Hale Na'au Pono	First Circuit (FC)	15,000	5,720	3
<a href="#">J16282/</a> <a href="#">J16276</a>	Mental Health Services for Girls Court	Jan-Macy Moya	First Circuit (FC)	34,998	34,998	47

The Judiciary						
Purchase of Service Contract Report for 2017 Legislature						
GENERAL FUNDS:						
POS Contract Amount						
Contract Number	Service	Provider	Program	FY '16 Projected	FY '16 Actual	FY '16 Actual No. of Clients Served
<a href="#">J16144 / J16272</a>	Juvenile substance abuse treatment services	YMCA of Honolulu	First Circuit (FC)	84,875	56,583	28
<a href="#">J16144 / J16268</a>	Juvenile substance abuse treatment services	YMCA of Honolulu	First Circuit (FC)	175,668	117,112	282
<a href="#">J16053</a>	Mediation services	Mediation Centers of Hawaii, Inc.	First Circuit (FC)	13,000	13,000	43
<b>Total First Circuit</b>				<b>6,756,196</b>	<b>6,095,154</b>	
<a href="#">J08016, J12073, J16065</a>	Shelter services	Maui Youth and Family Services	Second Circuit	5,000	3,645	2
<a href="#">J08036 J12086 J16146</a>	Juvenile sex offender treatment services	MLN Counseling	Second Circuit	45,000	35,200	2
<a href="#">J08039, J12127, J16045</a>	Domestic violence intervention services - Victim support	Women Helping Women	Second Circuit	62,065	89,815	579
<a href="#">J08041, J12118, J16066</a>	Substance abuse services - Family Court Drug Court	Aloha House, Inc.	Second Circuit	100,000	65,634	clients 12 Family Systems 109
<a href="#">J08043, J12075, J16064</a>	Substance abuse services - Family Court Drug Court	Maui Youth and Family Services	Second Circuit	10,000	0	0
<a href="#">J08044, J10027, J12081, J16063</a>	Residential services	Maui Youth and Family Services	Second Circuit	5,000	0	0
<a href="#">J08045, J12079, J16062</a>	Juvenile substance abuse treatment services	Maui Youth and Family Services	Second Circuit	45,000	7,773	55
<a href="#">J08046, J10028, J12069, J16068</a>	Adult substance abuse treatment services	Aloha House, Inc.	Second Circuit	50,000	2,945	31
<a href="#">J08077, J10029, J12177, J16069</a>	Substance abuse treatment services - Maui Drug Court	Aloha House, Inc.	Second Circuit	603,000	603,000	181
<a href="#">J08137, J12165, J16082</a>	Domestic violence intervention services	Parents and Children Together	Second Circuit	241,000	267,093	501
<a href="#">J08142, J12126, J16049</a>	In-community services	Parents and Children Together	Second Circuit	16,000	8,600	49

<b>The Judiciary</b>						
<b>Purchase of Service Contract Report for 2017 Legislature</b>						
<b>GENERAL FUNDS:</b>						
<b>POS Contract Amount</b>						
<b>Contract Number</b>	<b>Service</b>	<b>Provider</b>	<b>Program</b>	<b>FY '16 Projected</b>	<b>FY '16 Actual</b>	<b>FY '16 Actual No. of Clients Served</b>
J12133	Adult substance abuse treatment services	The First Step	Second Circuit	1,000	0	0
J14165 J16067	Sex offender treatment program - Adult Client Services	Aloha House, Inc.	Second Circuit	50,000	55,910	18
J16142	Adult Substance Abuse Assessment	Behavioral Health Hawaii	Second Circuit	3,000	1,725	18
J16050	Adult Substance Abuse Treatment Services -Family Court Drug Court	Malama Family Recovery Center	Second Circuit	50,000	39,405	3
J16051	Adult Substance Abuse Treatment Services - Adult Client Services	Malama Family Recovery Center	Second Circuit	50,000	0	0
J16187	Adult Substance Abuse Treatment Services	Sand Island Treatment Center	Second Circuit	5,400	0	0
J16161	Substance Abuse Assessment - Family Court Drug Court	Ohana Restoration Center	Second Circuit	2,400	800	2
J16020 J16029	Domestic violence intervention services	Molokai Community Service Council, Molokai Alternative to Violence	Second Circuit	49,900	58,025	38
J16026	In-community services	Molokai Community Service Council, Molokai Alternative to Violence	Second Circuit	5,000	840	1
J16158	Substance Abuse Treatment Services - Adult Client Services	Hale Ho'okupa'a	Second Circuit	13, 231	13,231	35
J16156	Substance Abuse Treatment Services - Juvenile Client and Family Services	Hale Ho'okupa'a	Second Circuit	13,231	13,231	2
J16157	Substance Abuse Treatment Services - Family Court Drug Court	Hale Ho'okupa'a	Second Circuit	6,000	6,000	0
J16168	Substance Abuse Treatment Services- Maui Drug Court	Hale Ho'okupa'a	Second Circuit	50,000	50,000	7

<b>The Judiciary</b>						
<b>Purchase of Service Contract Report for 2017 Legislature</b>						
<b>GENERAL FUNDS:</b>						
<b>POS Contract Amount</b>						
<b>Contract Number</b>	<b>Service</b>	<b>Provider</b>	<b>Program</b>	<b>FY '16 Projected</b>	<b>FY '16 Actual</b>	<b>FY '16 Actual No. of Clients Served</b>
<a href="#">J16198</a>	Substance Abuse Assessment - Juvenile Client and Family Services & Family Court Drug Court	First Step	Second Circuit	6,000	160	2
<a href="#">J16004</a>	Juvenile Substance Abuse Services - UA/Drug Testing	Alere Toxicology - Statewide contract	Second Circuit	8,000	2,166	28
<a href="#">J12001</a> <a href="#">J16005</a>	Adult Substance Abuse Services - UA/Drug Testing-confirmation	Norchem - Statewide Contract	Second Circuit	10,000	7,303	232
<a href="#">J16293</a>	Juvenile Substance Abuse Assessment	Behavioral Health Hawaii	Second Circuit	6,000	285	3
<a href="#">J16161</a>	Substance Abuse Assessment-Family Court Drug Court	Akahai Counseling Services	Second Circuit	6,000	0	0
<a href="#">J16225</a>	Juvenile Substance Abuse Services - UA/Drug Testing	Diagnostic Lab Services-Statewide	Second Circuit	6,000	4,514	45
<a href="#">J17075</a>	Juvenile Substance Abuse Services - UA/Drug Testing	Aloha House, Inc. for Lanai	Second Circuit	6,000	0	0
<b>Total Second Circuit</b>				<b>1,515,996</b>	<b>1,337,300</b>	
<a href="#">J16046</a>	Adult domestic violence treatment services	ACCESS Capabilities, Inc.	Third Circuit	20,000	<b>5,000</b>	19 adult offenders
<a href="#">J16048</a>	Adult Substance Abuse treatment service	ACCESS Capabilities, Inc.	Third Circuit	25,000	25,000	17 IOP/OP clients served
<a href="#">J16047</a>	Juvenile Substance Abuse Treatment Service	ACCESS Capabilities, Inc.	Third Circuit	3,000	3,000	5 IOP/OP clients served
<a href="#">J13054</a> , <a href="#">J16011</a>	Mental health assessments at Detention Home	Wingert, John L., Ph.D.	Third Circuit	12,500	3,125	5 assessments
<a href="#">J12161</a>	Shelter and residential services	Salvation Army - Family Intervention Services	Third Circuit	258,440	258,440	59 short term; 2 long term
<a href="#">J16027</a>	Adult substance abuse treatment services	Big Island Substance Abuse Council	Third Circuit	186,000	186,000	37 clients total; 16 TLP; 64 IOP/OP
<a href="#">J12120</a>	Juvenile Substance Abuse - Big Island Drug Court	Big Island Substance Abuse Council	Third Circuit	5,000	0	5 IOP/OP clients served

<b>The Judiciary</b>						
<b>Purchase of Service Contract Report for 2017 Legislature</b>						
<b>GENERAL FUNDS:</b>						
<b>POS Contract Amount</b>						
<b>Contract Number</b>	<b>Service</b>	<b>Provider</b>	<b>Program</b>	<b>FY '16 Projected</b>	<b>FY '16 Actual</b>	<b>FY '16 Actual No. of Clients Served</b>
<a href="#">J16024</a>	Adult domestic violence treatment services	Lokahi Treatment Center	<a href="#">Third Circuit</a>	20,000	20,000	237 adult offenders
<a href="#">J12124, J16019</a>	Adult client substance abuse treatment services	Lokahi Treatment Center	<a href="#">Third Circuit</a>	25,000	25,000	15 IOP/OP clients served;
<a href="#">J16032</a>	Sex offender treatment services	Catholic Charities Hawaii	<a href="#">Third Circuit</a>	95,000	95,000	6 juveniles served
<a href="#">J16090</a>	In-Community Services - Teen Court	YWCA of Hawaii Island	<a href="#">Third Circuit</a>	185,729	185,729	119 juveniles served
<a href="#">J16031</a>	Sex offender treatment services	Community Assistance Program	<a href="#">Third Circuit</a>	148,000	147,975	25 clients; 2 groups weekly
<a href="#">J16020</a>	Emergency shelter service and residential group home	Salvation Army - Family Intervention Services	<a href="#">Third Circuit</a>	35,000	32,450	6 clients served; short term
<a href="#">J16081</a>	Adult domestic violence treatment services	Child and Family Service	<a href="#">Third Circuit</a>	470,499	470,499	105 adult offenders; 1123 TRO assist; 1749 victim advocacy
<a href="#">J16025</a>	Substance abuse treatment for adult drug court program	CARE Hawaii, Inc.	<a href="#">Third Circuit</a>	13,000	0	1 OP client served
<a href="#">J16096</a>	Substance abuse treatment services for adults with alcohol/drug problems	McKenna, Gerald J., MD	<a href="#">Third Circuit</a>	12,000	645	2 IOP/OP clients served
<b>Total Third Circuit</b>				<b>1,514,168</b>	<b>1,457,863</b>	
<a href="#">J12108/ J16119</a>	Emergency shelter	Hale Opio Kauai, Inc.	<a href="#">Fifth Circuit</a>	3,900	0	0
<a href="#">J12105/ J16123</a>	Outpatient Treatment Program - Kauai Teen Court	Hale Opio Kauai, Inc.	<a href="#">Fifth Circuit</a>	12,000	12,000	111
<a href="#">J12103/ J16121</a>	Family Conferencing Outpatient Program	Hale Opio Kauai, Inc.	<a href="#">Fifth Circuit</a>	1,760	0	0
<a href="#">J12104/ J16122</a>	Victim impact classes outpatient treatment program	Hale Opio Kauai, Inc.	<a href="#">Fifth Circuit</a>	6,180	1,845	6
<a href="#">J12158/ J16117</a>	Sex offender treatment program	YWCA of Kauai	<a href="#">Fifth Circuit</a>	70,525	72,091	23
<a href="#">J12157/ J16116</a>	Domestic violence intervention services	YWCA of Kauai	<a href="#">Fifth Circuit</a>	158,657	158,657	607

<b>The Judiciary</b>						
<b>Purchase of Service Contract Report for 2017 Legislature</b>						
<b>GENERAL FUNDS:</b>						
<b>POS Contract Amount</b>						
<b>Contract Number</b>	<b>Service</b>	<b>Provider</b>	<b>Program</b>	<b>FY '16 Projected</b>	<b>FY '16 Actual</b>	<b>FY '16 Actual No. of Clients Served</b>
<a href="#">J12102/J16115</a>	Juvenile sex offender outpatient treatment program	YWCA of Kauai	Fifth Circuit	62,000	62,000	13
<a href="#">J12101/J16113</a>	Juvenile domestic/alternative to violence outpatient treatment program	YWCA of Kauai	Fifth Circuit	26,060	26,060	5
<a href="#">J12134/J16087</a>	Adult substance abuse treatment services	McKenna, Gerald J., MD	Fifth Circuit	4,750	230	14
<a href="#">J14013/J15038</a>	Emergency housing program	Love the Journey, Inc.	Fifth Circuit	8,000	1,093	12
<a href="#">J14012/J15037</a>	Emergency housing program	Women In Need	Fifth Circuit	8,000	1,110	11
<a href="#">J16114</a>	Anger management	YWCA of Kauai	Fifth Circuit	28,000	28,000	10
<a href="#">J12106/J16120</a>	Residential services	Hale Opio Kauai, Inc.	Fifth Circuit	54,750	0	0
<a href="#">J16086</a>	Adult substance abuse treatment services	CARE Hawaii, Inc.	Fifth Circuit	4,750	0	0
<a href="#">J16099</a>	Adult substance abuse treatment services	Ho'omau Ke Ola	Fifth Circuit	4,750	5,460	7
<a href="#">J16186</a>	Adult substance abuse treatment services	Klein-Welsh dba Sand Island Treatment Center	Fifth Circuit	4,750	0	10
<a href="#">J16094</a>	Adult substance abuse treatment services	Women In Need	Fifth Circuit	4,750	0	10
<b>Total Fifth Circuit</b>				<b>463,582</b>	<b>368,546</b>	
<b>Totals Judiciary General Funds</b>				<b>11,404,942</b>	<b>10,363,863</b>	




**ANNUAL REPORT TO THE TWENTY-NINTH LEGISLATURE  
2017 REGULAR SESSION**

**ON**

**ACT 166, SESSION LAWS OF HAWAI'I 2016  
Section 2**

**A Report on FY 2016 Non-General Funds**



**Prepared by:**

**Financial Services Department  
The Judiciary, State of Hawai'i**

**December 2016**

**ANNUAL REPORT TO THE TWENTY-NINTH LEGISLATURE  
2017 REGULAR SESSION**

**ON**

**ACT 166, SESSION LAWS OF HAWAI'I 2016  
HAWAI'I REVISED STATUTES § 601-\_\_\_\_ AND § 37-52.5(b)**

**NON-GENERAL FUND INFORMATION**

This report is respectfully submitted pursuant to Section 2 of Act 166, Session Laws of Hawai'i 2016, which requires the Judiciary to submit a report for each non-general fund account, which shall include but not be limited to (1) the name of the fund and cite to the law authorizing the fund; (2) the intended purpose of the fund; (3) the current program activities which the fund supports; (4) the balance of the fund at the beginning of the current fiscal year; (5) the total amount of expenditures and other outlays from the fund account for the previous fiscal year; (6) the total amount of revenue deposited to the account for the previous fiscal year; (7) a detailed listing of all transfers from the fund; (8) the amount of moneys encumbered in the account as of the beginning of the fiscal year; (9) the amount of the funds in the account which are required for the purposes of bond conveyance or other related bond obligations; (10) the amount of moneys in the account derived from bond proceeds; and (11) the amount of moneys of the fund held in certificates of deposit, escrow accounts, or other instruments.

The attached report does not include items (9), (10), and (11) listed in Act 166 as they are *not applicable* to accounts reported by the Judiciary.

**NON-GENERAL FUND INFORMATION**

12-09-16

**HRS SECTION 37-47**

NAME OF FUND (1) PURPOSE (2)	LAW AUTHORIZING FUND (1)	CURRENT PROGRAM ACTIVITY WHICH FUND SUPPORTS (3)	BEG BALANCE (2017) (4)	PRIOR YEAR EXPENDITURES (2016) (5)	PRIOR YEAR REVENUE (2016) (6)	TRANSFER FROM FUNDS (2016) (7)	BEG UNENCUMBERED BALANCE (2017) (8)
<b><u>Probation Services Special Fund (S-327)</u></b> The proceeds of the account shall be used to monitor, enforce, and collect fees, fines, restitution and other monetary obligations owed by defendants.	706-649, HRS	Probation Services	713,159.00	417,387.24	398,572.44	11,049.00	8,886.84
<b><u>Parent Education Special Fund (S-325)</u></b> Programs supported by the fund are intended to educate parents on the impact their separation will have on their children and to help separating parties avoid future litigious disputes. All divorcing parents and their children attend programs on each island.	607-5.6, HRS	Statewide Judiciary-Kid's First Program	238,242.87	120,290.77	121,374.56	0.00	20,013.40
<b><u>Spouse and Child Abuse Special Account (S-340)</u></b> The proceeds of the account shall be used for staff programs, and grants or purchases of service that support or provide spouse or child abuse intervention or prevention activities.	601-3.6, HRS	Statewide Judiciary-Family Courts	463,730.00	525,036.52	416,087.23	0.00	39,708.88
<b><u>Driver Education Training Fund (S-320)</u></b> To coordinate and administer a comprehensive traffic safety education and training program as a preventative and rehabilitative effort for both adult and juvenile traffic offenders.	286G-2, HRS	Statewide Judiciary-Driver Education Training	2,027,208.26	2,278,980.58	2,472,642.02	69,720.00	118,340.29
<b><u>Indigent Legal Assistance Fund (S-322)</u></b> To provide civil legal services for indigents.	Act 121/98 Act 131/01	Indigent parties involved in civil litigation	362,987.00	1,440,059.12	1,329,089.47	0.00	0.00
<b><u>Judiciary Computer System Special Fund (S-315)</u></b> For consulting and other related fees and expenses in selection, implementation, programming, and subsequent upgrades for a statewide computer system; and for purchase of hardware/software related to the system.	Act 203/96 , Act 299/99 Act 216/03, Act 230/04 Act 231/04	Judiciary Information Management System Users	2,762,778.00	5,239,566.51	5,641,412.13	0.00	685,750.89
<b><u>Supreme Court Law Library Revolving Fund (S-350)</u></b> To replace or repair lost, damaged, stolen, unreturned, or outdated books, serials, periodicals, and other library materials, or to support and improve library services.	601-3.5, HRS	Statewide Judiciary-Law Library Services	12,115.00	5,850.04	8,436.58	0.00	613.03

**NON-GENERAL FUND INFORMATION**  
**HRS SECTION 37-47**

NAME OF FUND (1) PURPOSE (2)	LAW AUTHORIZING FUND (1)	CURRENT PROGRAM ACTIVITY WHICH FUND SUPPORTS (3)	BEG BALANCE (2017) (4)	PRIOR YEAR EXPENDITURES (2016) (5)	PRIOR YEAR REVENUE (2016) (6)	TRANSFER FROM FUNDS (2016) (7)	BEG UNENCUMBERED BALANCE (2017) (8)
<b><u>Court Interpreting Services Revolving Fund (S-352)</u></b> To support Court Interpreting Services program's educational services and activities relating to training, screening, testing, and certification of court interpreters.	607-1.5, HRS	Statewide Judiciary- Court Interpreter Services	49,472.66	6,687.80	7,551.68	0.00	0.00
<b><u>Detention Home Donation Fund (T-902)</u></b> Trust fund established to support the detention services for detained juveniles. Revenues consist of donations.	N/A	Detention Home Operations	15,656.20	171.67	0.00	0.00	0.00
<b><u>Foreclosure Assistance Program (T-960)</u></b> Trust fund established for salaries of five temporary, exempt, professional legal staff positions to assist circuit court judges in processing foreclosure cases. Revenues come from an administrative trust account from the Department of the Attorney's General's Foreclosure Assistance Program, created pursuant to a federal court consent judgment.	April 2012, Federal Consent Judgment between State of Hawaii and Bank of America, JP Morgan Chase, Wells Fargo, Citigroup, and Ally/GMAC	Statewide Judiciary- Foreclosure Assistance	264,804.25	292,292.10	236,117.00	0.00	11,507.50
<b><u>Juvenile Detention Alternative Initiative (T-962)</u></b> This fund supported the Juvenile Detention Alternatives Initiative (JDAI) designed to address the efficiency and effectiveness of juvenile detention without sacrificing community safety.	N/A	Juvenile Detention	3,749.50	11,205.93	18.63	0.00	500.00
<b><u>Juvenile Detention Alternatives Initiative III (T-954)</u></b> When the Annie E. Casey Foundation (AECF) launched JDAI as a pilot project in the early 1990s, overreliance on detention was widespread and growing nationwide. Using a model rooted in eight core strategies, JDAI proved effective in helping participating jurisdictions safely reduce their detention populations. This grant was awarded to the Hawaii State Judiciary to support replication of the JDAI and coordinate the implementation of the JDAI's eight core strategies in Hawaii.	N/A	Juvenile Detention	1,993.04	0.00	0.00	0.00	0.00

NON-GENERAL FUND INFORMATION

HRS SECTION 37-47

NAME OF FUND (1) PURPOSE (2)	LAW AUTHORIZING FUND (1)	CURRENT PROGRAM ACTIVITY WHICH FUND SUPPORTS (3)	BEG BALANCE (2017) (4)	PRIOR YEAR EXPENDITURES (2016) (5)	PRIOR YEAR REVENUE (2016) (6)	TRANSFER FROM FUNDS (2016) (7)	BEG UNENCUMBERED BALANCE (2017) (8)
<b><u>Juvenile Detention Alternatives Initiative IV (T-959)</u></b> When the AECF launched JDAI as a pilot project in the early 1990s, overreliance on detention was widespread and growing nationwide. Using a model rooted in eight core strategies, JDAI proved effective in helping participating jurisdictions safely reduce their detention populations. This grant was awarded to the Hawaii State Judiciary to support replication of the JDAI and coordinate the implementation of the JDAI's eight core strategies in Hawaii.	N/A	Juvenile Detention	0.00	1,453.14	0.00	0.00	0.00
<b><u>Rental Trust Fund</u></b> Court ordered deposits are held in individual case subsidiary ledgers in the Trust Accounting System for landlord - tenant disputes over rent and will be disbursed per court ordered judgments.	666-21, HRS	N/A	1,625,120.94	392,984.01	1,480,090.34	0.00	0.00
<b><u>Family Court, 1st Circuit-Restitution FD (T-905)</u></b> This fund was established to account for donations to the Family Courts Juvenile Monetary Restitution Program.	N/A	Juvenile Client Services Branch, Intake and Probation Section, First Circuit	45,986.62	0.00	0.00	0.00	0.00
<b><u>Supreme Court Law Library Donation Fund (T-903)</u></b> Trust fund established to account for donations to the Supreme Court Law Library. The fund is used to purchase library materials.	N/A	Supreme Court Law Library customers	0.00	581.45	0.00	0.00	0.00
<b><u>Temporary Deposits - Payroll Clearing (T-918)</u></b> Account established to temporarily hold reimbursements (i.e., overpayments), pending transfer to the State of Hawaii.	N/A	State of Hawaii	6,130.85	0.00	1,404.19	0.00	0.00
<b><u>Workload Study &amp; Workflow Assessments of Court Operations Staff (First Circuit) (T-965)</u></b> This grant provided for a court operations staff workload and workflow assessment study for the First Circuit Court.	State Justice Authorization Act of 1984 (42 U.S.C. 10701 et seq.)  State Justice Reauthorization Act of 2004 (P.L. 108-372)	First Circuit Court	0.00	11,405.00	11,405.00	0.00	0.00

**NON-GENERAL FUND INFORMATION**  
**HRS SECTION 37-47**

NAME OF FUND (1) PURPOSE (2)	LAW AUTHORIZING FUND (1)	CURRENT PROGRAM ACTIVITY WHICH FUND SUPPORTS (3)	BEG BALANCE (2017) (4)	PRIOR YEAR EXPENDITURES (2016) (5)	PRIOR YEAR REVENUE (2016) (6)	TRANSFER FROM FUNDS (2016) (7)	BEG UNENCUMBERED BALANCE (2017) (8)
<b><u>Mental Health Training (T-966)</u></b> To support costs associated with the Mental Health Training Curriculum for Juvenile Justice (MHTC-JJ) Train the Trainer session; the MHTC-JJ practice session, and the MHTC-JJ site trainings.	N/A	Family Court, First Circuit	1,506.25	3,493.75	5,000.00	0.00	0.00
<b><u>Juvenile Detention Alternative Initiative VI (T-967)</u></b> When the AECF launched JDAI as a pilot project in the early 1990s, overreliance on detention was widespread and growing nationwide. Using a model rooted in eight core strategies, JDAI proved effective in helping participating jurisdictions safely reduce their detention populations. This grant was awarded to the Hawaii State Judiciary to support replication of the JDAI and coordinate the implementation of the JDAI's eight core strategies in Hawaii.	N/A	Statewide Judiciary-Family Courts	25,000.00	0.00	25,000.00	0.00	0.00
<b><u>Juvenile Detention Alternatives Initiative (T-980)</u></b> When the AECF launched JDAI as a pilot project in the early 1990s, overreliance on detention was widespread and growing nationwide. Using a model rooted in eight core strategies, JDAI proved effective in helping participating jurisdictions safely reduce their detention populations. This grant was awarded to the Hawaii State Judiciary to support replication of the JDAI and coordinate the implementation of the JDAI's eight core strategies in Hawaii.	N/A	Statewide Judiciary-Family Courts	0.00	929.07	0.00	0.00	0.00
<b><u>National Criminal History Improvement Program (NCHIP) Project III (S-240)</u></b> This federal grant has been in existence since 1995, and more recently, under the enactment of the Crime Identification Technology Act (CITA) of 1998, funds have been set aside under NCHIP to continue the states' efforts to improve their criminal history system.	Public Law 105-251, the Crime Identification Technology Act of 1998 (codified at 42 U.S.C. 14601 et seq.); 42 U.S.C. 3732.	Judiciary Statewide, All Courts	1.89	24,999.34	24,999.34	0.00	0.00

**NON-GENERAL FUND INFORMATION**  
**HRS SECTION 37-47**

NAME OF FUND (1) PURPOSE (2)	LAW AUTHORIZING FUND (1)	CURRENT PROGRAM ACTIVITY WHICH FUND SUPPORTS (3)	BEG BALANCE (2017) (4)	PRIOR YEAR EXPENDITURES (2016) (5)	PRIOR YEAR REVENUE (2016) (6)	TRANSFER FROM FUNDS (2016) (7)	BEG UNENCUMBERED BALANCE (2017) (8)
<b><u>Ka Maka O Ka Ihe (S-242)</u></b> The Judiciary will utilize the Drug Court Implementation award to implement a Veterans Treatment Court that will serve felony and misdemeanor veteran offenders. The grant will provide participants with services and treatment planning assistance for their identified individualized needs in a timely manner, as well as enable the veterans in learning immediate accountability through assisting them with developing the skills necessary to live productive and responsible lives.	42 U.S.C. 3797u; and an act appropriating funds for the Department of Justice in the current fiscal year.	Circuit Court, First Circuit	266.75	61,987.01	61,987.02	0.00	0.00
<b><u>Reporting Center (S-245)</u></b> This grant provides an alternative to secured detention for youth who are on status with the courts and at risk of being placed in the Juvenile Detention Facility.	Title II, Part B Formula Grant Program, Sections 221-223, and 42 U.S.C. Sections 5631-5633 of the Juvenile Justice and Delinquency Prevention Act of 2002.	Family Court, First Circuit	5,000.00	70,000.00	65,000.00	0.00	0.00

**NON-GENERAL FUND INFORMATION**  
**HRS SECTION 37-47**

NAME OF FUND (1) PURPOSE (2)	LAW AUTHORIZING FUND (1)	CURRENT PROGRAM ACTIVITY WHICH FUND SUPPORTS (3)	BEG BALANCE (2017) (4)	PRIOR YEAR EXPENDITURES (2016) (5)	PRIOR YEAR REVENUE (2016) (6)	TRANSFER FROM FUNDS (2016) (7)	BEG UNENCUMBERED BALANCE (2017) (8)
<b><u>Maui/Molokai Drug Court Program (S-248)</u></b> The goal of drug courts is to engage individuals in substance abuse treatment, successfully intervene in the addiction, and end the cycle of recidivism. The goal of the Maui/Molokai Drug Court is to improve outcomes for alcohol and other drug addicted individuals in the courts through justice system collaboration, thereby: 1. Enhancing public safety; 2. Ensuring participant accountability; and 3. Reducing overall long-term costs to society. Successful drug court initiatives also improve the quality of life for addicted offenders, their families, and communities.	Subpart 1 of part E of title I of the Omnibus Crime Control and Safe Streets Act of 1968, as amended (42 U.S.C. 3751-3759). Consolidated Appropriations Act, 2008, Public Law 110-161. Public Law 109-162, Title XI, Department of Justice Reauthorization, Subtitle B, Improving the Department of Justice's Grant Programs, Chapter 1, Assisting Law Enforcement and Criminal Justice Agencies, Section 1111. Merger of Byrne Grant Program and Local Law Enforcement Block Grant Program. And, an act appropriating funds for the Department of Justice in the current fiscal year.	Maui/Molokai Drug Court	0.95	15,828.65	15,829.40	0.00	0.00



**NON-GENERAL FUND INFORMATION**  
**HRS SECTION 37-47**

12-09-16

NAME OF FUND (1) PURPOSE (2)	LAW AUTHORIZING FUND (1)	CURRENT PROGRAM ACTIVITY WHICH FUND SUPPORTS (3)	BEG BALANCE (2017) (4)	PRIOR YEAR EXPENDITURES (2016) (5)	PRIOR YEAR REVENUE (2016) (6)	TRANSFER FROM FUNDS (2016) (7)	BEG UNENCUMBERED BALANCE (2017) (8)
<b><u>Providing Language Access in the Courts (S-249)</u></b> Strengthen the Judiciary's provision of language access services for criminal defendants and witness with limited English proficiency (LEP).	Subpart 1 of part E of title I of the Omnibus Crime Control and Safe Streets Act of 1968, as amended (42 U.S.C. 3751-3759). Consolidated Appropriations Act, 2008, Public Law 110-161. Public Law 109-162, Title XI, Department of Justice Reauthorization, Subtitle B, Improving the Department of Justice's Grant Programs, Chapter 1, Assisting Law Enforcement and Criminal Justice Agencies, Section 1111. Merger of Byrne Grant Program and Local Law Enforcement Block Grant Program. And, an act appropriating funds for the Department of Justice in the current fiscal year.	Office of the Administrative Director of the Courts	0.00	58,094.07	58,093.71	0.00	0.00
<b><u>Girls Court Program II (S-251)</u></b> Girls Court will provide on-site professional mental health services to juvenile girls in the program.	Public Health Service Act, Subpart 1 and III, Title XIX, Part B.	Family Court, First Circuit	0.00	2,496.00	998.40	0.00	0.00

**NON-GENERAL FUND INFORMATION**  
**HRS SECTION 37-47**

NAME OF FUND (1) PURPOSE (2)	LAW AUTHORIZING FUND (1)	CURRENT PROGRAM ACTIVITY WHICH FUND SUPPORTS (3)	BEG BALANCE (2017) (4)	PRIOR YEAR EXPENDITURES (2016) (5)	PRIOR YEAR REVENUE (2016) (6)	TRANSFER FROM FUNDS (2016) (7)	BEG UNENCUMBERED BALANCE (2017) (8)
<b><u>Trauma and Domestic Violence (S-253)</u></b> This grant will help increase the knowledge and understanding of Family Court judges and designated administrative staff throughout the State of Hawaii on the effects of trauma to victims of domestic abuse and/or intimate partner sexual assault.	Omnibus Crime Control and Safe Streets Act of 1968, Public Law 90-351, as added by the Violence Against Women Act of 1994, Public Law 103-322, 42 U.S.C. 3796gg-5 et seq., as amended by Violence Against Women Reauthorization Act of 2013; P.L. No. 113-4., as amended by Violence Against Women and Department of Justice Reauthorization Act of 2005; P.L. No. 109-162, as amended by Violence Against Women Act of 2000; P.L. No. 106-386.	Family Court, First Circuit	0.00	7,221.00	7,221.00	0.00	0.00
<b><u>He Lei Keiki, Unforgettable Wreath of Our Children (S-254)</u></b> The grant is to help the Family Drug Court (FDC) to focus on reunifying children ages zero to three, that have been abused or neglected, with their families in a safe and nurturing home.	Children's Health Act of 2000, Section 520 A-J, 581,582, Public Law 106-310; Public Health Service Act, Title V, Section 509; 516, 42 U.S.C 290bb.	Family Court, First Circuit	0.00	63,768.70	63,768.70	0.00	0.00

**NON-GENERAL FUND INFORMATION**  
**HRS SECTION 37-47**

12-09-16

NAME OF FUND (1) PURPOSE (2)	LAW AUTHORIZING FUND (1)	CURRENT PROGRAM ACTIVITY WHICH FUND SUPPORTS (3)	BEG BALANCE (2017) (4)	PRIOR YEAR EXPENDITURES (2016) (5)	PRIOR YEAR REVENUE (2016) (6)	TRANSFER FROM FUNDS (2016) (7)	BEG UNENCUMBERED BALANCE (2017) (8)
<b><u>Court Improvement Training Program VIII (S-256)</u></b> The Court Improvement Program (CIP) Training grant is intended to increase child welfare expertise within the legal community and facilitate cross-training opportunities among agencies, courts, and other key stakeholders.	Social Security Act, Title IV-B, Part 2, Section 438	Family Court, First Circuit	306.15	0.00	0.00	0.00	0.00
<b><u>Conducting A Safety Assessment (S-261)</u></b> To promote safety for victims of domestic violence in the City and County of Honolulu.	Omnibus Crime Control and Safe Streets Act of 1968, Public Law 90-351, as added by the Violence Against Women Act of 1994, Public Law 103-322, 42 U.S.C. 3796gg et seq., as amended by Violence Against Women Reauthorization Act of 2013; P.L. No. 113-4., as amended by Violence Against Women and Department of Justice Reauthorization Act of 2005; P.L. No. 109-162, as amended by Violence Against Women Act of 2000; P.L. No. 106-386.	Family Court, First Circuit	0.00	7,424.00	7,424.00	0.00	0.00

**NON-GENERAL FUND INFORMATION**  
**HRS SECTION 37-47**

12-09-16

NAME OF FUND (1) PURPOSE (2)	LAW AUTHORIZING FUND (1)	CURRENT PROGRAM ACTIVITY WHICH FUND SUPPORTS (3)	BEG BALANCE (2017) (4)	PRIOR YEAR EXPENDITURES (2016) (5)	PRIOR YEAR REVENUE (2016) (6)	TRANSFER FROM FUNDS (2016) (7)	BEG UNENCUMBERED BALANCE (2017) (8)
<b><u>Court Improvement Basic Program XX (S-262)</u></b> The CIP Basic grant enables state courts to conduct assessments of the role, responsibilities and effectiveness of state courts in carrying out state laws relating to child welfare proceedings. It also allows state courts to make improvements to provide for the safety, well-being, and permanence of children in foster care and assist in the implementation of Program Improvement Plans (PIPs) as a result of the Child and Family Services and Title IV-E Foster Care Eligibility Reviews.	Social Security Act, Title IV-B, Part 2, Section 438	Judiciary Statewide, Family Court	0.00	28,762.24	28,762.24	0.00	0.00
<b><u>Court Improvement Training Program IX (S-263)</u></b> This grant provides the ability to increase child welfare expertise within the legal community and facilitate cross-training opportunities among agencies, tribes, courts, and other key stakeholders.	Social Security Act, Title IV-B, Part 2, Section 438	Judiciary Statewide, Family Court	0.00	78,615.86	78,615.86	0.00	0.00
<b><u>Court Improvement Data Sharing Program VIII (S-264)</u></b> This grant provides support to state court data collection and analysis and promotes data sharing between state courts, child welfare agencies, and tribes.	Social Security Act, Title IV-B, Part 2, Section 438	Judiciary Statewide, Family Court	0.00	17,500.00	17,500.00	0.00	0.00
<b><u>Mental Health Assessment III (S-265)</u></b> This grant provides mental health assessment services, including psychosexual assessments if appropriate, for the population of youth who are not otherwise eligible for mental health assessment services from any other state agency or private insurance plan.	Public Health Service Act, Subpart 1 and III, Title XIX, Part B.	Family Court, First Circuit	0.00	1,875.00	1,875.00	0.00	0.00

**NON-GENERAL FUND INFORMATION**  
**HRS SECTION 37-47**

12-09-16

NAME OF FUND (1) PURPOSE (2)	LAW AUTHORIZING FUND (1)	CURRENT PROGRAM ACTIVITY WHICH FUND SUPPORTS (3)	BEG BALANCE (2017) (4)	PRIOR YEAR EXPENDITURES (2016) (5)	PRIOR YEAR REVENUE (2016) (6)	TRANSFER FROM FUNDS (2016) (7)	BEG UNENCUMBERED BALANCE (2017) (8)
<b><u>Big Island Veteran's Treatment Center (S-267)</u></b> Grant funds will be used to build and maximize the capacity of a single jurisdiction drug court to: ensure that all offenders are identified and assessed for risk and need; ensure all substance abusing offenders receive targeted research-based and data-driven services; and enhance the provision of ancillary services that prevent recidivism such as individualized treatment, vocational and educational services and community reintegration services to achieve long-term recovery.	42 U.S.C. 3797u(a) (BJA-Drug Courts)	Veteran's Treatment Center, Third Circuit	69.36	104,999.15	112,181.45	0.00	7,112.94

**NON-GENERAL FUND INFORMATION**  
**HRS SECTION 37-47**

12-09-16

NAME OF FUND (1) PURPOSE (2)	LAW AUTHORIZING FUND (1)	CURRENT PROGRAM ACTIVITY WHICH FUND SUPPORTS (3)	BEG BALANCE (2017) (4)	PRIOR YEAR EXPENDITURES (2016) (5)	PRIOR YEAR REVENUE (2016) (6)	TRANSFER FROM FUNDS (2016) (7)	BEG UNENCUMBERED BALANCE (2017) (8)
<b><u>Modification to The HI JUD INFO System (S-268)</u></b> Grant Funds are used to modify Case Management System to facilitate the systems' capability to share complete and accurate case record information with the HCJDC. (Hawaii Criminal Justice Data Center).	Subpart 1 of part E of title I of the Omnibus Crime Control and Safe Streets Act of 1968, as amended (42 U.S.C. 3751-3759). Consolidated Appropriations Act, 2008, Public Law 110-161. Public Law 109-162, Title XI, Department of Justice Reauthorization, Subtitle B, Improving the Department of Justice's Grant Programs, Chapter 1, Assisting Law Enforcement and Criminal Justice Agencies, Section 1111. Merger of Byrne Grant Program and Local Law Enforcement Block Grant Program. And, an act appropriating funds for the Department of Justice in the current fiscal year.	Office of the Administrative Director of the Courts	0.00	35,966.63	0.00	0.00	0.00

**NON-GENERAL FUND INFORMATION**

12-09-16

**HRS SECTION 37-47**

NAME OF FUND (1) PURPOSE (2)	LAW AUTHORIZING FUND (1)	CURRENT PROGRAM ACTIVITY WHICH FUND SUPPORTS (3)	BEG BALANCE (2017) (4)	PRIOR YEAR EXPENDITURES (2016) (5)	PRIOR YEAR REVENUE (2016) (6)	TRANSFER FROM FUNDS (2016) (7)	BEG UNENCUMBERED BALANCE (2017) (8)
<b><u>Courthouse Security Surveillance System (S-269)</u></b> Design phase of the Ali'iolani Hale and Kapuaiwa Building Camera Surveillance System. Development of design of the camera and recording system based on pre-design assessment; preparation of construction documents for bidding and construction, including technical drawings, specifications, and commissioning documents; completion/update of site topographic survey data and any other submissions from the pre-design assessment.	Homeland Security Act of 2002, Public Law 107-296; Department of Homeland Security Appropriations Act of 2016, Public Law 114-4.	Intermediate Court of Appeals	0.00	136,134.83	136,134.83	0.00	0.00
<b><u>Quality Assurance Indicators Hawaii (S-270)</u></b> Grant funds are used to expand the State's capacity to analyze statistical data on its adult criminal offender population through the expansion of the Judiciary Information Management System via the addition of quality assurance indicators and automated statistical reports.	Omnibus Crime Control and Safe Streets Act of 1968, as amended; 42 U.S.C. 3732.	Circuit Court, First Circuit	0.00	33,300.00	33,300.00	0.00	0.00
<b><u>Driving While Impaired (DWI) Court Program IV (S-271)</u></b> The purpose of the DWI Court grants have been to establish, implement and operate a DWI Court Program in Honolulu. DWI Courts were created nationwide to address the repeat drunk driving offender who are overrepresented in fatal crashes. The DWI Court Program provides offenders with comprehensive court-supervised treatment opportunities and resources to successfully complete rehabilitation with the goal to reduce individual recidivism rates, societal financial burdens, and protect our community.	Moving Ahead for Progress in the 21st Century (P.L. 112-141), Title I- Motor Vehicle and Highway Safety Improvement Act of 2012, Section 31105 , 23 U.S.C 402.	District Court, First Circuit	0.00	162,053.88	162,053.88	0.00	0.00
<b><u>Judiciary Child Passenger Violator Class (S-273)</u></b> This grant will support the development of a standardized curriculum for the Judiciary's four-hour court mandated child passenger safety course. The curriculum will be student-centered which will include hands-on learning utilizing demonstration seats and training dolls simulating various infant ages and sizes.	Fixing America's Surface Transportation Act (FAST Act). 23 U.S.C. 104	District Court, First Circuit	0.00	19,209.78	19,209.78	0.00	0.00

**NON-GENERAL FUND INFORMATION**  
**HRS SECTION 37-47**

NAME OF FUND (1) PURPOSE (2)	LAW AUTHORIZING FUND (1)	CURRENT PROGRAM ACTIVITY WHICH FUND SUPPORTS (3)	BEG BALANCE (2017) (4)	PRIOR YEAR EXPENDITURES (2016) (5)	PRIOR YEAR REVENUE (2016) (6)	TRANSFER FROM FUNDS (2016) (7)	BEG UNENCUMBERED BALANCE (2017) (8)
<b><u>Access and Visitation XVIII (S-274)</u></b> The Access and Visitation Grant is a formula grant, administered through the U.S. Department of Health and Human Services, which provides funding to the states and territories to establish and administer programs which support and facilitate non-custodial parents' access to and visitation with their children. This grant has been awarded to the First Circuit Family Court since 1997. Funds have been used to provide supervised child visitation and safe exchanges to families with a history of domestic violence on the islands of Hawaii and Oahu.	Social Security Act, Title IV, Part D, Section 469B, Public Law 104-193.	Family Court, First Circuit	0.00	10,306.90	4,607.20	0.00	0.00
<b><u>He Lei Keiki - Wreath of Our Children (S-275)</u></b> The FDC established a Zero to Three track to focus on families with children in the zero to three age range and their siblings. While the FDC will work to expedite and provide appropriate services for parents, this track will also focus on ensuring that these very young children get the services and interactions that they need to provide them with the skills to be successful regardless of whether they are reunified or adopted. The project goals are: 1-Enhance access to appropriate services for children who are abused or neglected to ensure long term success for the children, and 2-Develop and provide training to family centered teams to address the needs of the children during reunification, and include providers, court staff, parents and foster parents in that effort.	Children's Health Act of 2000, Section 520 A-J, 581,582, Public Law 106-310; Public Health Service Act, Title V, Section 509; 516, 42 U.S.C 290bb.	Hawaii Zero To Three Program	0.00	191,568.78	198,516.74	0.00	6,947.96



**NON-GENERAL FUND INFORMATION**  
**HRS SECTION 37-47**

NAME OF FUND (1) PURPOSE (2)	LAW AUTHORIZING FUND (1)	CURRENT PROGRAM ACTIVITY WHICH FUND SUPPORTS (3)	BEG BALANCE (2017) (4)	PRIOR YEAR EXPENDITURES (2016) (5)	PRIOR YEAR REVENUE (2016) (6)	TRANSFER FROM FUNDS (2016) (7)	BEG UNENCUMBERED BALANCE (2017) (8)
<b><u>Court Improvement Basic Program XXI (S-276)</u></b> The CIP Basic grant enables state courts to conduct assessments of the role, responsibilities and effectiveness of state courts in carrying out state laws relating to child welfare proceedings. It also allows state courts to make improvements to provide for the safety, well-being, and permanence of children in foster care and assist in the implementation of PIPs as a result of the Child and Family Services and Title IV-E Foster Care Eligibility Reviews.	Social Security Act, Title IV-B, Part 2, Section 438.	Statewide Judiciary, Family Court	0.00	53,561.98	53,561.98	0.00	0.00
<b><u>Court Improvement Training Program X (S-277)</u></b> This grant provides the ability to increase child welfare expertise within the legal community and facilitate cross-training opportunities among agencies, tribes, courts, and other key stakeholders.	Social Security Act, Title IV-B, Part 2, Section 438	Statewide Judiciary, Family Court	0.00	17,747.52	17,747.52	0.00	0.00
<b><u>Court Improvement Data Sharing Program IX (S-278)</u></b> This grant provides support to state court data collection and analysis and promotes data sharing between state courts, child welfare agencies , and tribes.	Social Security Act, Title IV-B, Part 2, Section 438	Statewide Judiciary, Family Court	0.94	34,372.88	34,680.88	0.00	307.06
<b><u>Judicial Education - Impaired Driving II (S-279)</u></b> Training for district court judges with jurisdiction to preside over traffic matters and who require information about legal issues and court procedures that may encourage increased compliance with existing traffic laws.	Moving Ahead for Progress in the 21st Century (P.L. 112-141), Title I- Motor Vehicle and Highway Safety Improvement Act of 2012, Section 31105, Public Law 112-141.	Office of the Administrative Director of the Courts	0.00	17,687.76	17,687.76	0.00	0.00

**NON-GENERAL FUND INFORMATION**  
**HRS SECTION 37-47**

12-09-16

NAME OF FUND (1) PURPOSE (2)	LAW AUTHORIZING FUND (1)	CURRENT PROGRAM ACTIVITY WHICH FUND SUPPORTS (3)	BEG BALANCE (2017) (4)	PRIOR YEAR EXPENDITURES (2016) (5)	PRIOR YEAR REVENUE (2016) (6)	TRANSFER FROM FUNDS (2016) (7)	BEG UNENCUMBERED BALANCE (2017) (8)
<b><u>Driving While Impaired (DWI) Court, First Circuit V (S-280)</u></b> To establish DWI Court pilot project in the District Court of the First Circuit.	Moving Ahead for Progress in the 21st Century (P.L. 112-141), Title I- Motor Vehicle and Highway Safety Improvement Act of 2012, Section 31105, Public Law 112-141.	District Court, First Circuit	0.00	90,625.92	93,190.12	0.00	2,564.20
<b><u>Officer Training &amp; Proficiency Measurements for Hawaii's Offender Management Information System (S-281)</u></b> Expand the State's capacity to analyze statistical data on its evidence based practices (EBPs) in the community supervision of criminal offenders, through the expansion of the Judiciary Information Management System via the addition of data collection, analysis, and reporting capabilities for assessing probation and parole officers' training and proficiency levels with respect to EBPs.	Omnibus Crime Control and Safe Streets Act of 1968, as amended; 42 U.S.C. 3732.	Circuit Court, First Circuit	11,400.00	13,500.00	24,900.00	0.00	0.00

**NON-GENERAL FUND INFORMATION**  
**HRS SECTION 37-47**

12-09-16

NAME OF FUND (1) PURPOSE (2)	LAW AUTHORIZING FUND (1)	CURRENT PROGRAM ACTIVITY WHICH FUND SUPPORTS (3)	BEG BALANCE (2017) (4)	PRIOR YEAR EXPENDITURES (2016) (5)	PRIOR YEAR REVENUE (2016) (6)	TRANSFER FROM FUNDS (2016) (7)	BEG UNENCUMBERED BALANCE (2017) (8)
<b><u>Effective Intervention for BATTERERS (S-282)</u></b> To promote victim safety by increasing offending accountability, and to improve the response of the criminal justice system for Chuukese offenders in domestic violence cases.	Omnibus Crime Control and Safe Streets Act of 1968, Public Law 90-351, as added by the Violence Against Women Act of 1994, Public Law 103-322, 42 U.S.C. 3796gg-5 et seq., as amended by Violence Against Women Reauthorization Act of 2013; P.L. No. 113-4., as amended by Violence Against Women and Department of Justice Reauthorization Act of 2005; P.L. No. 109-162, as amended by Violence Against Women Act of 2000; P.L. No. 106-386.	Family Court, First Circuit	4,473.00	32,227.00	36,700.00	0.00	0.00
<b><u>State Access and Visitation Program XIX (S-283)</u></b> The Access and Visitation Grant is a formula grant, administered through the U.S. Department of Health and Human Services, which provides funding to the states and territories to establish and administer programs which support and facilitate non-custodial parents' access to and visitation with their children. This grant has been awarded to the First Circuit Family Court since 1997. Funds have been used to provide supervised child visitation and safe exchanges to families with a history of domestic violence on the islands of Hawaii and Oahu.	Social Security Act, Title IV, Part D, Section 469B, Public Law 104-193.	Family Court, First Circuit	0.00	55,800.00	55,800.00	0.00	0.00

**NON-GENERAL FUND INFORMATION**  
**HRS SECTION 37-47**

12-09-16

NAME OF FUND (1) PURPOSE (2)	LAW AUTHORIZING FUND (1)	CURRENT PROGRAM ACTIVITY WHICH FUND SUPPORTS (3)	BEG BALANCE (2017) (4)	PRIOR YEAR EXPENDITURES (2016) (5)	PRIOR YEAR REVENUE (2016) (6)	TRANSFER FROM FUNDS (2016) (7)	BEG UNENCUMBERED BALANCE (2017) (8)
<b><u>Language Access in the Courts Enhancement (LACE) (S-284)</u></b> To facilitate the provision of language access services that provide meaningful access to the courts for LEP defendants and witnesses. This project will focus on improving the Judiciary's ability to facilitate access to justice for Hawaii's immigrant and LEP criminal justice populations.	Subpart 1 of part E of title I of the Omnibus Crime Control and Safe Streets Act of 1968, as amended (42 U.S.C. 3751-3759). Consolidated Appropriations Act, 2008, Public Law 110-161. Public Law 109-162, Title XI, Department of Justice Reauthorization, Subtitle B, Improving the Department of Justice's Grant Programs, Chapter 1, Assisting Law Enforcement and Criminal Justice Agencies, Section 1111. Merger of Byrne Grant Program and Local Law Enforcement Block Grant Program. And, an act appropriating funds for the Department of Justice in the current fiscal year.	Office of Equality & Access to the Courts	0.00	0.00	0.00	0.00	0.00

**NON-GENERAL FUND INFORMATION**  
**HRS SECTION 37-47**

NAME OF FUND (1) PURPOSE (2)	LAW AUTHORIZING FUND (1)	CURRENT PROGRAM ACTIVITY WHICH FUND SUPPORTS (3)	BEG BALANCE (2017) (4)	PRIOR YEAR EXPENDITURES (2016) (5)	PRIOR YEAR REVENUE (2016) (6)	TRANSFER FROM FUNDS (2016) (7)	BEG UNENCUMBERED BALANCE (2017) (8)
<b><u>Safety During Visitation (S-288) NEW</u></b> To promote victim safety during supervised child visitation and safe exchanges. The First Circuit Court will plan and convene a workshop for the Judiciary contracted providers of supervised child visitation and safe exchange services in the State. The Judiciary also will develop training for the Family Court Symposium on supervised child visitation and safe exchange issues, concerns, and best practices.	Omnibus Crime Control and Safe Streets Act of 1968, Public Law 90-351, as added by the Violence Against Women Act of 1994, Public Law 103-322, 42 U.S.C. 3796gg et seq., as amended by Violence Against Women Reauthorization Act of 2013; P.L. No. 113-4., as amended by Violence Against Women and Department of Justice Reauthorization Act of 2005; P.L. No. 109-162, as amended by Violence Against Women Act of 2000; P.L. No. 106-386.	Family Court, First Circuit	0.00	0.00	0.00	0.00	0.00
<b><u>Courthouse Security Surveillance System II (S-289) NEW</u></b> Increase courthouse security and ensure the safety of court staff, judicial officers, court users, and the general public at Ali'iolani Hale and Kapuaiwa Building. Construction (Phase I) for the ICA includes abatement of hazardous materials, and installation of concealed communication horizontal network cabling system, interior and exterior I.P. network surveillance digital cameras (20-25 total), a dedicated server, miscellaneous hardware, and software devices.	Homeland Security Act of 2002, Public Law 107-296; Department of Homeland Security Appropriations Act of 2016, Public Law 114-4.	Intermediate Court of Appeals	0.00	0.00	0.00	0.00	0.00

**NON-GENERAL FUND INFORMATION**  
**HRS SECTION 37-47**

12-09-16

NAME OF FUND (1) PURPOSE (2)	LAW AUTHORIZING FUND (1)	CURRENT PROGRAM ACTIVITY WHICH FUND SUPPORTS (3)	BEG BALANCE (2017) (4)	PRIOR YEAR EXPENDITURES (2016) (5)	PRIOR YEAR REVENUE (2016) (6)	TRANSFER FROM FUNDS (2016) (7)	BEG UNENCUMBERED BALANCE (2017) (8)
<b>Driving While Impaired Court Program (S-290) NEW</b> The purpose of the DWI Court grants has been to establish, implement and operate a DWI Court Program in Honolulu. DWI Courts were created nationwide to address the repeat drunk driving offender who are overrepresented in fatal crashes. The DWI Court Program provides offenders with comprehensive court-supervised treatment opportunities and resources to successfully complete rehabilitation with the goal to reduce individual recidivism rates, societal financial burdens, and protect our community.	Highway Safety Act of 1998 as amended, 23 U.S.C 164.	District Court, First Circuit	0.00	0.00	0.00	0.00	0.00
<b>Judiciary Electronic Citation Traffic Record (S-221) NEW</b> To modify the system workflow of the Judiciary's Traffic Violations Bureau in the First and Second Circuits to receive electronic citations during the State's pilot projects, thereby reducing paper transport delays and increasing accuracy of data entry.		District Court, First and Second Circuits	0.00	0.00	0.00	0.00	0.00

Notes:

- 1) Bond Conveyance Obligations, Bond Proceeds, and CD's and Other Inv are not applicable for the Judiciary.


NEW-ACCOUNT ESTABLISHED, PENDING RECEIPT OF FUNDS

**ANNUAL REPORT TO THE TWENTY-NINTH LEGISLATURE  
2017 REGULAR SESSION**

**ON**

**ACT 233, SESSION LAWS OF HAWAI'I 2015  
Section 3**

**A Report on FY 2016 Repair and Maintenance  
In Judiciary-owned Facilities**



**Prepared by:**

**Capital Improvement Projects Office  
Planning and Policy Department  
The Judiciary, State of Hawai'i**

**December 2016**

**ANNUAL REPORT TO THE TWENTY-NINTH LEGISLATURE  
2017 REGULAR SESSION**

**ON**

**ACT 233, SESSION LAWS OF HAWAI'I 2016  
HAWAI'I REVISED STATUTES § 601-2(a)**

**A Report on FY 2016 Repair and Maintenance  
In Judiciary-owned Facilities**

The attached report is respectfully submitted pursuant to Section 3 of Act 233, Session Laws of Hawai'i 2016, which requires the Chief Justice to submit an annual reports of routine repair and maintenance for Judiciary-owned buildings, facilities, and other improvements that substantially comply with Hawai'i Revised Statutes, Chapter 37.

Pursuant to Chapter 37, the annual report shall cover the fiscal year that commences following the submittal of the report and break down the funds and positions deemed necessary for routine repair and maintenance by means of financing and cost element. The annual report shall also include a comparison for each of the prior two fiscal years of the: (1) routine repair and maintenance funds and positions deemed necessary by the state executive agency, as identified in the relevant prior reports; (2) actual appropriations and positions authorized for routine repair and maintenance; and (3) actual expenditures and positions filled for the routine repair and maintenance.



FY 15 and FY 16 ROUTINE REPAIR AND MAINTENANCE REPORT  
THE JUDICIARY: Administration

						Budgeted FY 15		Actual FY 15		Variance FY 15				Budgeted FY 16		Actual FY 16		Variance FY 16				Comments
Prog ID/Org	Island	State Owned Bldg/Facility/Other	Cost Element (A, B, C)	Type of Facility	MOF	FTE	Amount	FTE	Amount	FTE	Amount	% FTE	% Amount	FTE	Amount	FTE	Amount	FTE	Amount	% FTE	% Amount	
JUD 601	Oahu	Ali'iolani Hale	B Other Current Exp	O	A	0.00	34,662	0.00	35,475	0.00	813	0.00%	2.35%	0.00	26,475	0.00	24,329	0.00	-2,146	0.00%	-8.11%	No Facilities Staff Assigned this Org; Serviced by First Circuit Personnel; Admin does not budget by building; instead, all budget for this Org attributed to Ali'iolani Hale
JUD 601	Oahu	Ali'iolani Hale	C Equipment	O	A		81		2,375		2,294	0.00%	2832.10%	0.00	0	0.00	32,295	0.00	32,295	0.00%	#DIV/0!	
JUD 601	Oahu	Kapuaiwa Building	B Other Current Exp	O	A	0.00	0	0.00	2,401	0.00	2,401	0.00%	#DIV/0!	0.00	0	0.00	226,481	0.00	226,481	0.00%	#DIV/0!	No Facilities Staff Assigned this Org; Serviced by First Circuit Personnel; \$181,255 reimbursed by DAGS Risk Mgmt in FY16 for flood damage in basement of Kapuaiwa resulting in net expense of \$45,226;
JUD 601	Oahu	Kapuaiwa Building	C Equipment	O	A	0.00	0		0		0	0.00%	#DIV/0!	0.00	0	0.00	1,913	0.00	1,913	0.00%	#DIV/0!	\$1,913 reimbursed by DAGS Risk Mgmt resulting in net expense of \$0
JUD 601	Oahu	Kauikeaouli Hale	B Other Current Exp	O	A	0.00	0	0.00	15,078	0.00	15,078	0.00%	#DIV/0!	0.00	0	0.00	2,094	0.00	2,094	0.00%	#DIV/0!	No Facilities Staff Assigned this Org; Serviced by First Circuit Personnel; adjustment of \$4500 in FY15 resulted in net expense of \$10,578

Type of Facility Key
O = Office
E = Educational Facility
M = Medical Facility
X = Other

TOTAL:

By MOF

General	A	0.00	34,743	0.00	55,329	0.00	20,586
Special	B	0.00	0	0.00	0	0.00	0
General	C	0.00	0	0.00	0	0.00	0
Obligation Bonds							
Reimbursable	D	0.00	0	0.00	0	0.00	0
GO Bonds							
Revenue	E	0.00	0	0.00	0	0.00	0
Bonds							
Federal	N	0.00	0	0.00	0	0.00	0
Funds							
Other Federal	P	0.00	0	0.00	0	0.00	0
Funds							
Private	R	0.00	0	0.00	0	0.00	0
County	S	0.00	0	0.00	0	0.00	0
Trust	T	0.00	0	0.00	0	0.00	0

0.00	26,475	0.00	287,112	0.00	260,637
------	--------	------	---------	------	---------

0.00	26,475	0.00	287,112	0.00	260,637
0.00	0	0.00	0	0.00	0
0.00	0	0.00	0	0.00	0
0.00	0	0.00	0	0.00	0
0.00	0	0.00	0	0.00	0
0.00	0	0.00	0	0.00	0
0.00	0	0.00	0	0.00	0
0.00	0	0.00	0	0.00	0
0.00	0	0.00	0	0.00	0
0.00	0	0.00	0	0.00	0
0.00	0	0.00	0	0.00	0
0.00	0	0.00	0	0.00	0
0.00	0	0.00	0	0.00	0

FY 15 and FY 16 ROUTINE REPAIR AND MAINTENANCE REPORT  
THE JUDICIARY: Administration

						Budgeted FY 15		Actual FY 15		Variance FY 15				Budgeted FY 16		Actual FY 16		Variance FY 16				Comments
Prog ID/Org	Island	State Owned Bldg/Facility/Other	Cost Element (A, B, C)	Type of Facility	MOF	FTE	Amount	FTE	Amount	FTE	Amount	% FTE	% Amount	FTE	Amount	FTE	Amount	FTE	Amount	% FTE	% Amount	
				Inter- departmental Transfer	U	0.00	0	0.00	0	0.00	0			0.00	0	0.00	0	0.00	0			
				Revolving	W	0.00	0	0.00	0	0.00	0			0.00	0	0.00	0	0.00	0			
				Other	X	0.00	0	0.00	0	0.00	0			0.00	0	0.00	0	0.00	0			

FY 15 and FY 16 ROUTINE REPAIR AND MAINTENANCE REPORT  
THE JUDICIARY: Courts of Appeals

						Budgeted FY 15		Actual FY 15		Variance FY 15				Budgeted FY 16		Actual FY 16		Variance FY 16				Comments
Prog ID/Org	Island	State Owned Bldg/Facility/Other	Cost Element (A, B, C)	Type of Facility	MOF	FTE	Amount	FTE	Amount	FTE	Amount	% FTE	% Amount	FTE	Amount	FTE	Amount	FTE	Amount	% FTE	% Amount	
JUD101 / COA	Oahu	Aliiolani Hale	B Other Currer	O	A	0.00	20,000	0.00	127,783	0.00	107,783	#DIV/0!	538.92%	0.00	24,050	0.00	23,296	0.00	-754	#DIV/0!	-3.14%	FY15-\$69,432 DAGS Risk Mgmt reimb for flood damage repairs
JUD101 / COA	Oahu	Aliiolani Hale	C Equipment	O	A	0.00	0	0.00	11,550	0.00	11,550	#DIV/0!	#DIV/0!	0.00	0	0.00	0	0.00	0	#DIV/0!	#DIV/0!	
JUD101 / COA	Oahu	Kapuaiwa Building	B Other Currer	O	A	0.00	13,500	0.00	1,009	0.00	-12,491	#DIV/0!	-92.53%	0.00	101,000	0.00	72,745	0.00	-28,255	#DIV/0!	-27.98%	

Type of Facility Key  
O = Office  
E = Educational Facility  
M = Medical Facility  
X = Other

TOTAL:		0.00	33,500	0.00	140,342	0.00	106,842		0.00	125,050	0.00	96,041	0.00	-29,009
By MOF														
General	A	0.00	33,500	0.00	140,342	0.00	106,842		0.00	125,050	0.00	96,041	0.00	-29,009
Special	B	0.00	0	0.00	0	0.00	0		0.00	0	0.00	0	0.00	0
Obligation	C	0.00	0	0.00	0	0.00	0		0.00	0	0.00	0	0.00	0
GO Bonds	D	0.00	0	0.00	0	0.00	0		0.00	0	0.00	0	0.00	0
Bonds	E	0.00	0	0.00	0	0.00	0		0.00	0	0.00	0	0.00	0
Federal Funds	N	0.00	0	0.00	0	0.00	0		0.00	0	0.00	0	0.00	0
Funds	P	0.00	0	0.00	0	0.00	0		0.00	0	0.00	0	0.00	0
Private	R	0.00	0	0.00	0	0.00	0		0.00	0	0.00	0	0.00	0
County	S	0.00	0	0.00	0	0.00	0		0.00	0	0.00	0	0.00	0
Trust	T	0.00	0	0.00	0	0.00	0		0.00	0	0.00	0	0.00	0
departmental	U	0.00	0	0.00	0	0.00	0		0.00	0	0.00	0	0.00	0
Revolving	W	0.00	0	0.00	0	0.00	0		0.00	0	0.00	0	0.00	0
Other	X	0.00	0	0.00	0	0.00	0		0.00	0	0.00	0	0.00	0

FY 15 and FY 16 ROUTINE REPAIR AND MAINTENANCE REPORT  
DEPARTMENT OF JUDICIARY: First Circuit

						Budgeted FY 15		Actual FY 15		Variance FY 15				Budgeted FY 16		Actual FY 16		Variance FY 16				Comments
Prog ID/Org	Island	State Owned Bldg/Facility/Other	Cost Element (A, B, C)	Type of Facility	MOF	FTE	Amount	FTE	Amount	FTE	Amount	% FTE	% Amount	FTE	Amount	FTE	Amount	FTE	Amount	% FTE	% Amount	
JUD 310	Oahu	Kaahumanu Hale	A Personal Services	O	A	75.00	2,721,394	73.00	2,732,155	-2.00	10,761	-2.67%	0.40%	75.00	2,787,342	75.00	2,889,200	0.00	101,858	0.00%	3.65%	First Circuit's Circuit Court Fiscal Office pays for Facilities' management personal services which covers the following buildings: Kaahumanu Hale; Kauikeaouli Hale; Abner Paki Hale; RonaldMoon Jud Complex; Juvenile Detention Facility; Kapuaiwa; and Aliiolani Hale. Actual amounts include overtime.
JUD 310	Oahu	Kaahumanu Hale	B Other Current Exp	O	A	0.00	299,960	0.00	680,761	0.00	380,801	#DIV/0!	126.95%	0.00	299,960		380,644	0.00	80,684	#DIV/0!	26.90%	There are some building service agreements for which the First Circuit's Circuit Court Fiscal Office pays for that covers all Judiciary properties on Oahu, including Aliiolani Hale (Supreme Court) and Kapuaiwa buildings. These all encompassing contracts include air conditioning maintenance, and contracted janitorial and landscaping services. These types of contracts make it difficult to allocate specific amounts from the total contract amount to specific buildings.
JUD 310	Oahu	Kaahumanu Hale	C Equipment	O	A	0.00	0	0.00	17,408	0.00	17,408	#DIV/0!	#DIV/0!	0.00	0	0.00	161,879	0.00	161,879	#DIV/0!	#DIV/0!	
JUD 310	Oahu	Kauikeaouli Hale	A Personal Services	O	A					0.00	0	#DIV/0!	#DIV/0!					0.00	0	#DIV/0!	#DIV/0!	See comments on Kaahumanu Hale
JUD 310	Oahu	Kauikeaouli Hale	B Other Current Exp	O	A	0.00	92,950	0.00	78,107	0.00	-14,843	#DIV/0!	-15.97%	0.00	89,680	0.00	52,790	0.00	-36,890	#DIV/0!	-41.14%	District Court's Fiscal Office pays and budgets for Kauikeaouli Hale; Ewa-Pearl City and Abner Paki Hale buildings.
JUD 310	Oahu	Kauikeaouli Hale	C Equipment	O	A	0.00	0	0.00	1,604	0.00	1,604	#DIV/0!	#DIV/0!	0.00	0	0.00	0	0.00	0	#DIV/0!	#DIV/0!	
JUD 310	Oahu	Abner Paki Hale	A Personal Services	O	A					0.00	0	#DIV/0!	#DIV/0!					0.00	0	#DIV/0!	#DIV/0!	See comments on Kaahumanu Hale
JUD 310	Oahu	Abner Paki Hale	B Other Current Exp	O	A	0.00	0	0.00	33,414	0.00	33,414	#DIV/0!	#DIV/0!	0.00	0	0.00	143,067	0.00	143,067	#DIV/0!	#DIV/0!	See comments on Kauikeaouli Hale
JUD 310	Oahu	Abner Paki Hale	C Equipment	O	A	0.00	0	0.00	1,082	0.00	1,082	#DIV/0!	#DIV/0!	0.00	0	0.00	0	0.00	0	#DIV/0!	#DIV/0!	
JUD 310	Oahu	Ewa-Pearl City Court	A Personal Services	O	A		0	0.00	0	0.00	0	#DIV/0!	#DIV/0!	0.00	0	0.00	0	0.00	0	#DIV/0!	#DIV/0!	See comments on Kaahumanu Hale
JUD 310	Oahu	Ewa-Pearl City Court	B Other	O	A	0.00	0	0.00	29,196	0.00	29,196	#DIV/0!	#DIV/0!	0.00	0	0.00	5,549	0.00	5,549	#DIV/0!	#DIV/0!	See comments on Kauikeaouli Hale
JUD 310	Oahu	Ewa-Pearl City Court	C Equipment	O	A	0.00	0	0.00	0	0.00	0	#DIV/0!	#DIV/0!	0.00	0	0.00	0	0.00	0	#DIV/0!	#DIV/0!	

FY 15 and FY 16 ROUTINE REPAIR AND MAINTENANCE REPORT  
DEPARTMENT OF JUDICIARY: First Circuit

						Budgeted FY 15		Actual FY 15		Variance FY 15				Budgeted FY 16		Actual FY 16		Variance FY 16				Comments
Prog ID/Org	Island	State Owned Bldg/Facility/Other	Cost Element (A, B, C)	Type of Facility	MOF	FTE	Amount	FTE	Amount	FTE	Amount	% FTE	% Amount	FTE	Amount	FTE	Amount	FTE	Amount	% FTE	% Amount	
JUD 310	Oahu	Ronald T.Y. Moon Judiciary Complex	A Personal Services	O	A					0.00	0	#DIV/0!	#DIV/0!					0.00	0	#DIV/0!	#DIV/0!	See comments on Kaahumanu Hale
JUD 310	Oahu	Ronald T.Y. Moon Judiciary Complex	B Other Current Exp	O	A	0.00	352,176	0.00	185,167	0.00	-167,009	#DIV/0!	-47.42%	0.00	352,176	0.00	161,569	0.00	-190,607	#DIV/0!	-54.12%	Family Court's Fiscal Office pays and budgets for Ronald Moon Jud Complex;Juvenile Detention Facility; Hale Maluhia; and Home Hilinai buildings.
JUD 310	Oahu	Ronald T.Y. Moon	C Equipment	O	A	0.00	0	0.00	7,503	0.00	7,503	#DIV/0!	#DIV/0!	0.00	0	0.00	0	0.00	0	#DIV/0!	#DIV/0!	
JUD 310	Oahu	Juvenile Detention Facility	A Personal Services	O	A					0.00	0	#DIV/0!	#DIV/0!					0.00	0	#DIV/0!	#DIV/0!	See comments on Kaahumanu Hale
JUD 310	Oahu	Juvenile Detention Facility	B Other Current Exp	O	A	0.00	0	0.00	7,289	0.00	7,289	#DIV/0!	#DIV/0!	0.00	0	0.00	15,144	0.00	15,144	#DIV/0!	#DIV/0!	See comments on Ronald Moon Jud Complex
JUD 310	Oahu	Juvenile Detention	C Equipment	O	A	0.00	0	0.00	0	0.00	0	#DIV/0!	#DIV/0!	0.00	0	0.00	0	0.00	0	#DIV/0!	#DIV/0!	
JUD 310	Oahu	Hale Maluhia	A Personal Services	O	A					0.00	0	#DIV/0!	#DIV/0!					0.00	0	#DIV/0!	#DIV/0!	See comments on Kaahumanu Hale
JUD 310	Oahu	Hale Maluhia	B Other Current Exp	O	A	0.00	0	0.00	3,511	0.00	3,511	#DIV/0!	#DIV/0!	0.00	0	0.00	2,304	0.00	2,304	#DIV/0!	#DIV/0!	See comments on Ronald Moon Jud Complex
JUD 310	Oahu	Hale Maluhia	C Equipment	O	A	0.00	0	0.00	1,720	0.00	1,720	#DIV/0!	#DIV/0!	0.00	0	0.00	0	0.00	0	#DIV/0!	#DIV/0!	
JUD 310	Oahu	Home Hilinai	A Personal Services	O	A					0.00	0	#DIV/0!	#DIV/0!					0.00	0	#DIV/0!	#DIV/0!	See comments on Kaahumanu Hale
JUD 310	Oahu	Home Hilinai	B Other Current Exp	O	A	0.00	0	0.00	848	0.00	848	#DIV/0!	#DIV/0!	0.00	0	0.00	639	0.00	639	#DIV/0!	#DIV/0!	See comments on Ronald Moon Jud Complex
JUD 310	Oahu	Home Hilinai	C Equipment	O	A	0.00	0	0.00	0	0.00	0	#DIV/0!	#DIV/0!	0.00	0	0.00	1,424	0.00	1,424	#DIV/0!	#DIV/0!	

Type of Facility Key  
O = Office  
  
E = Educational Facility  
M = Medical Facility  
X = Other

TOTAL:

By MOF

General

Special

Obligation

GO Bonds

Bonds

Funds

Funds

Private

County

Trust

departmental

Revolving

Other

75.00	3,466,480	73.00	3,779,765	-2.00	313,285
-------	-----------	-------	-----------	-------	---------

A	75.00	3,466,480	73.00	3,779,765	-2.00	313,285
B	0.00	0	0.00	0	0.00	0
C	0.00	0	0.00	0	0.00	0
D	0.00	0	0.00	0	0.00	0
E	0.00	0	0.00	0	0.00	0
N	0.00	0	0.00	0	0.00	0
P	0.00	0	0.00	0	0.00	0
R	0.00	0	0.00	0	0.00	0
S	0.00	0	0.00	0	0.00	0
T	0.00	0	0.00	0	0.00	0
U	0.00	0	0.00	0	0.00	0
W	0.00	0	0.00	0	0.00	0
X	0.00	0	0.00	0	0.00	0

75.00	3,529,158	75.00	3,814,209	0.00	285,051
-------	-----------	-------	-----------	------	---------

75.00	3,529,158	75.00	3,814,209	0.00	285,051
0	0	0.00	0	0.00	0
0	0	0.00	0	0.00	0
0	0	0.00	0	0.00	0
0	0	0.00	0	0.00	0
0	0	0.00	0	0.00	0
0	0	0.00	0	0.00	0
0	0	0.00	0	0.00	0
0	0	0.00	0	0.00	0
0	0	0.00	0	0.00	0
0	0	0.00	0	0.00	0
0	0	0.00	0	0.00	0
0	0	0.00	0	0.00	0
0	0	0.00	0	0.00	0

FY 15 and FY 16 ROUTINE REPAIR AND MAINTENANCE REPORT  
THE JUDICIARY: Second Circuit

						Budgeted FY 15		Actual FY 15		Variance FY 15				Budgeted FY 16		Actual FY 16		Variance FY 16				Comments
Prog ID/Org	Island	State Owned Bldg/Facility/Other	Cost Element (A, B, C)	Type of Facility	MOF	FTE	Amount	FTE	Amount	FTE	Amount	% FTE	% Amount	FTE	Amount	FTE	Amount	FTE	Amount	% FTE	% Amount	
JUD320	Maui	Hoapili Hale	A Personal Svcs	O	A	7.00	274,038	7.00	250,262	0.00	-23,776	0.00%	-8.68%	7.00	271,694	7.00	267,972	0.00	-3,722	0.00%	-1.37%	(1) Facilities Manager I, (1) Building Maintenance Worker I, (1) Groundskeeper I, (3) Janitors II, (1) Janitor III; Also perform work at Lahaina DC
JUD320	Maui	Hoapili Hale	B Other Current Exp	O	A	0.00	172,221	0.00	153,211	0.00	-19,010	#DIV/0!	-11.04%	0.00	147,717	0.00	116,554	0.00	-31,163	#DIV/0!	-21.10%	
JUD320	Maui	Hoapili Hale	C Equipment	O	A	0.00	0	0.00	0	0.00	0	#DIV/0!	#DIV/0!	0.00	0	0.00	774	0.00	774	#DIV/0!	#DIV/0!	
JUD320	Maui	Lahaina District Court	B Other Current Exp	O	A	0.00	70,812	0.00	63,288	0.00	-7,524	#DIV/0!	-10.63%	0.00	65,811	0.00	64,650	0.00	-1,161	#DIV/0!	-1.76%	
JUD320	Molokai	Molokai District Court	B Other Current Exp	O	A	0.00	5,100	0.00	5,100	0.00	0	#DIV/0!	0.00%	0.00	6,000	0.00	6,000	0.00	0	#DIV/0!	0.00%	

Type of Facility Key  
O = Office  
E = Educational Facility  
M = Medical Facility  
X = Other

TOTAL:  
By MOF

General A  
Special B  
Obligation C  
GO Bonds D  
Bonds E  
Federal Funds N  
Funds P  
Private R  
County S  
Trust T  
departmental U  
Revolving W  
Other X

7.00	522,171	7.00	471,861	0.00	-50,310
------	---------	------	---------	------	---------

7.00	491,222	7.00	455,950	0.00	-35,272
------	---------	------	---------	------	---------

7.00	522,171	7.00	471,861	0.00	-50,310
0.00	0	0.00	0	0.00	0
0.00	0	0.00	0	0.00	0
0.00	0	0.00	0	0.00	0
0.00	0	0.00	0	0.00	0
0.00	0	0.00	0	0.00	0
0.00	0	0.00	0	0.00	0
0.00	0	0.00	0	0.00	0
0.00	0	0.00	0	0.00	0
0.00	0	0.00	0	0.00	0
0.00	0	0.00	0	0.00	0
0.00	0	0.00	0	0.00	0
0.00	0	0.00	0	0.00	0
0.00	0	0.00	0	0.00	0
0.00	0	0.00	0	0.00	0
0.00	0	0.00	0	0.00	0
0.00	0	0.00	0	0.00	0
0.00	0	0.00	0	0.00	0

7.00	491,222	7.00	455,950	0.00	-35,272
0.00	0	0.00	0	0.00	0
0.00	0	0.00	0	0.00	0
0.00	0	0.00	0	0.00	0
0.00	0	0.00	0	0.00	0
0.00	0	0.00	0	0.00	0
0.00	0	0.00	0	0.00	0
0.00	0	0.00	0	0.00	0
0.00	0	0.00	0	0.00	0
0.00	0	0.00	0	0.00	0
0.00	0	0.00	0	0.00	0
0.00	0	0.00	0	0.00	0
0.00	0	0.00	0	0.00	0
0.00	0	0.00	0	0.00	0
0.00	0	0.00	0	0.00	0
0.00	0	0.00	0	0.00	0
0.00	0	0.00	0	0.00	0
0.00	0	0.00	0	0.00	0
0.00	0	0.00	0	0.00	0

FY 15 and FY 16 ROUTINE REPAIR AND MAINTENANCE REPORT  
THE JUDICIARY: Third Circuit

						Budgeted FY 15		Actual FY 15		Variance FY 15				Budgeted FY 16		Actual FY 16		Variance FY 16				Comments
Prog ID/Org	Island	State Owned Bldg/Facility/Other	Cost Element (A, B, C)	Type of Facility	MOF	FTE	Amount	FTE	Amount	FTE	Amount	% FTE	% Amount	FTE	Amount	FTE	Amount	FTE	Amount	% FTE	% Amount	
JUD330 /009	Hawaii	Hilo Judiciary Complex	A Personal Svcs	O	A	12.00	451,551	12.00	448,543	0.00	-3,008	0.00%	-0.67%	12.00	473,275	12.00	438,759	0.00	-34,516	0.00%	-7.29%	FTE=Authorized positions
JUD330 /009	Hawaii	Hilo Judiciary Complex	B Other Current Exp	O	A	0.00	164,328	0.00	203,221	0.00	38,893	#DIV/0!	23.67%	0.00	203,295	0.00	220,346	0.00	17,051	#DIV/0!	8.39%	Obj Sym 5802 thru 5806
JUD330 /009	Hawaii	Hilo Judiciary Complex	C Equipment	O	A	0.00	0	0.00	8,500	0.00	8,500	#DIV/0!	#DIV/0!	0.00	0	0.00	0	0.00	0	#DIV/0!	#DIV/0!	Equipment purchases

Type of Facility Key  
O = Office  
  
E = Educational Facility  
M = Medical Facility  
X = Other

TOTAL:

By MOF

General	A	12.00	615,879	12.00	660,264	0.00	44,385	12.00	676,570	12.00	659,104	0.00	-17,466
Special	B	0.00	0	0.00	0	0.00	0	0.00	0	0.00	0	0.00	0
Obligation	C	0.00	0	0.00	0	0.00	0	0.00	0	0.00	0	0.00	0
e GO Bonds	D	0.00	0	0.00	0	0.00	0	0.00	0	0.00	0	0.00	0
Bonds	E	0.00	0	0.00	0	0.00	0	0.00	0	0.00	0	0.00	0
Funds	N	0.00	0	0.00	0	0.00	0	0.00	0	0.00	0	0.00	0
Federal	P	0.00	0	0.00	0	0.00	0	0.00	0	0.00	0	0.00	0
Private	R	0.00	0	0.00	0	0.00	0	0.00	0	0.00	0	0.00	0
County	S	0.00	0	0.00	0	0.00	0	0.00	0	0.00	0	0.00	0
Trust	T	0.00	0	0.00	0	0.00	0	0.00	0	0.00	0	0.00	0
departmental	U	0.00	0	0.00	0	0.00	0	0.00	0	0.00	0	0.00	0
Revolving	W	0.00	0	0.00	0	0.00	0	0.00	0	0.00	0	0.00	0
Other	X	0.00	0	0.00	0	0.00	0	0.00	0	0.00	0	0.00	0

FY 15 and FY 16 ROUTINE REPAIR AND MAINTENANCE REPORT  
THE JUDICIARY: Fifth Circuit

						Budgeted FY 15		Actual FY 15		Variance FY 15				Budgeted FY 16		Actual FY 16		Variance FY 16				Comments
Prog ID/Org	Island	State Owned Bldg/Facility/Other	Cost Element (A, B, C)	Type of Facility	MOF	FTE	Amount	FTE	Amount	FTE	Amount	% FTE	% Amount	FTE	Amount	FTE	Amount	FTE	Amount	% FTE	% Amount	
JUD 010	Kauai	Pu'uhonua Kaulike	A-Personal Svc	O	A	10.00	374,928	10.00	333,939	0.00	-40,989	0.00%	-10.93%	10.00	394,608	10.00	382,675	0.00	-11,933	0.00%	-3.02%	(1) Facilities Manager, (1) Building Maintenance, (2) Groundskeepers I, (1) Janitor III & (5) Janitor II
JUD 010	Kauai	Pu'uhonua Kaulike	B-Other Current Exp	O	A		110,100		117,835	0.00	7,735	#DIV/0!	7.03%		126,614		179,008	0.00	52,394	#DIV/0!	41.38%	A/C repair & maint
JUD 010	Kauai	Pu'uhonua Kaulike	B-Other Current Exp	O	A		36,000		38,885	0.00	2,885	#DIV/0!	8.01%		38,400		37,645	0.00	-755	#DIV/0!	-1.97%	Elevator repair & maint
JUD 010	Kauai	Pu'uhonua Kaulike	B-Other Current Exp	O	A		53,940		43,600	0.00	-10,340	#DIV/0!	-19.17%		53,262		18,653	0.00	-34,609	#DIV/0!	-64.98%	Alarm/Security repair & maint
JUD 010	Kauai	Pu'uhonua Kaulike	B-Other Current Exp	O	A		3,120		790	0.00	-2,330	#DIV/0!	-74.68%		800		11,139	0.00	10,339	#DIV/0!	1292.38%	Building repair & maint
JUD 010	Kauai	Pu'uhonua Kaulike	C-Equipment	O	A		9,130		11,951	0.00	2,821	#DIV/0!	30.90%		12,000		13,235	0.00	1,235	#DIV/0!	10.29%	Obj #5820 Other Repairs & Maintenance

<div>Type of Facility Key</div> <div>O = Office</div> <div>E = Educational Facility</div> <div>M = Medical Facility</div> <div>X = Other</div>	TOTAL:		10.00	587,218	10.00	547,000	0.00	-40,218							10.00	625,684	10.00	642,355	0.00	16,671
	By MOF																			
	General	A	10.00	587,218	10.00	547,000	0.00	-40,218							10.00	625,684	10.00	642,355	0.00	16,671
	Special	B	0.00	0	0.00	0	0.00	0							0.00	0	0.00	0	0.00	0
	Obligation																			
	Bonds	C	0.00	0	0.00	0	0.00	0							0.00	0	0.00	0	0.00	0
	Reimbursabl																			
	e GO Bonds	D	0.00	0	0.00	0	0.00	0							0.00	0	0.00	0	0.00	0
	Bonds	E	0.00	0	0.00	0	0.00	0							0.00	0	0.00	0	0.00	0
	Funds	N	0.00	0	0.00	0	0.00	0							0.00	0	0.00	0	0.00	0
	Federal	P	0.00	0	0.00	0	0.00	0							0.00	0	0.00	0	0.00	0
	Private	R	0.00	0	0.00	0	0.00	0							0.00	0	0.00	0	0.00	0
	County	S	0.00	0	0.00	0	0.00	0							0.00	0	0.00	0	0.00	0
	Trust	T	0.00	0	0.00	0	0.00	0							0.00	0	0.00	0	0.00	0
	departmenta																			
	I Transfer	U	0.00	0	0.00	0	0.00	0							0.00	0	0.00	0	0.00	0
	Revolving	W	0.00	0	0.00	0	0.00	0							0.00	0	0.00	0	0.00	0
	Other	X	0.00	0	0.00	0	0.00	0							0.00	0	0.00	0	0.00	0